

**TUBO**<sup>®</sup>  
the advanced  
vacuum system.

General catalogue 2014

 **AERTECNICA**  
think clean



**TUBO<sup>®</sup>**  
the advanced  
vacuum system.

*All images contained in this document are the property of Aertecnica SpA.  
Any reproduction is prohibited in accordance with the law.  
All distinctive features (brands, slogans, drawings) are the property of Aertecnica SpA, which holds the exclusive rights to the same.  
All data and technical information contained in this publication is approximate. The company reserves the right to make changes without notice.*

*Photographs: [marconofri.com](http://marconofri.com)  
Graphic design: [matildestudio.com](http://matildestudio.com)*

## Patents held

### Patents associated with the central vacuum units

- APF system (self-cleaning vacuum filter) Europe Patent Pending no. 06793421.6
- APF system Italy Patent Pending no. BO-2005A000553
- APF system USA Patent Pending no. 12/066,592
- APF system China Patent Pending no. 200680040404.1
- QB built-in vacuum system Patent Pending no. MO2007A000077

### Patents associated with vacuum sockets

- New Air vacuum socket Patent no.1267007
- Air socket frame for vacuum socket Patent no.1267008

### Other patents held

- Bravo built-in vacuum system Patent Pending no. B02004U000012

These certifications and patents ensure the quality of Aertecnica products.

## Certifications and partner companies



Aertecnica is certified to UNI EN ISO 9001 Quality Management and UNI EN ISO 14001 Environmental Management standards



Product certification for single-phase central vacuum units for the residential sector: Perfetto Inox - Perfetto - Classic - Bravo - QB - Perfetto Inox TXA - Perfetto TPA - Perfetto TP - Classic TC



The central vacuum units for the residential sector and service sector, as well as the vacuum sockets and socket frames, are 100% made in Italy.



China Compulsory Certification Chinese product certification for the central vacuum units for the residential sector: Perfetto, Classic and Bravo



For pipes and connectors Ø 50 - Ø 63



For pipes and connectors Ø 40 - Ø 80 - Ø 100



The central vacuum units for the residential and service sectors, the sockets and socket frames are compliant with EC standards.



Certification for Canada and the USA for central vacuum units for the residential sector: Perfetto TXA, Perfetto TPA - TP, Classic TC, QB, Studio TS N°. DMLW.E345064 - DMLW7.E345064



Partner company  
[www.lignius.it](http://www.lignius.it)



Certification for Brazil for central vacuum units for the residential sector: Perfetto TXA, Perfetto TPA - TP, Classic TC, QB, Studio TS



Before being released into the marketplace, the central vacuum units for the residential and service sectors, as well as the vacuum sockets, must pass strict quality, safety, environmental and aesthetic tests. Our exclusive manufacturing process creates unique products in terms of quality and efficiency.





## Contents

### Company values

• Aertecnica. Company profile	Page 4
• We live in a unique world	Page 6
• The TUBÒ System	Page 8
• Allergies: here is the solution	Page 10
• Automation enters the home	Page 12
• A Company open to the world	Page 13

### Residential sector

• Central vacuum units for the residential sector	Page 15
• The Perfetto Inox TXA range	Page 17
• The Perfetto TPA-TP range	Page 20
• The Classic TC range	Page 22
• Overview of central vacuum units	Page 24
• Functions and accessories	Page 30
• Studio TS range	Page 32
• C500	Page 35
• Studio TS Kit	Page 36
• Bravo	Page 38
• QB	Page 40
• Built-in QB	Page 42
• Wall-mounted QB	Page 44
• TUBÒ Pratico	Page 48
• Components and installation kit for TUBÒ Pratico	Page 54

### Tertiary sector

• Central vacuum units for the Tertiary sector	Page 58
• Perfetto vacuum modules	Page 62
• Perfetto dust separators	Page 64
• The Kompatta KT range	Page 65

### Vacuum sockets

• Vacuum sockets	Page 68
• New Air socket casings, compatible with electrical switch plates	Page 72
• Adaptor supports	Page 73
• Complete vacuum sockets	Page 76
• Socket accessories	Page 83

### Cleaning accessories

• Ø 32 cleaning accessory kits	Page 84
• Ø 32 hoses	Page 85
• Ø 32 brushes and cleaning accessories	Page 87
• TUBÒ Bag and TUBÒ Easy Sack	Page 91
• Accessories for brushes and Ø32 hoses	Page 92
• Ø40 hoses	Page 93
• Ø40 brushes and accessories	Page 94

### System components and spare parts

• System installation kits	Page 95
• Socket frames	Page 96
• PVC pipes and connectors	Page 98
• General installation material	Page 100
• Metal pipes and connectors	Page 101
• Metal pipes and connectors for air expulsion	Page 103
• Equipment	Page 104
• Spare parts for residential sector systems	Page 105
• Spare parts for service sector systems	Page 107


## Think Clean

---



*Aer TECNICA has been building its company history around the concept of a clean world since 1985: "think clean" is our company philosophy, for the health and well-being of all.*

We began designing and manufacturing advanced Central Vacuum Systems in 1985. Our systems eliminate dust and improve the quality of the spaces we live and work in. Aer TECNICA employs technology to meet the recommendations of the World Health Organisation (WHO) and is also sensitive to environmental issues, engaging in continuous research to improve well-being. Attention to health and the environment is combined with constant technical research: the TUBO system is developed around the most up-to-date solutions that exist today.



*Aertecnica is a company that "Thinks Clean", improving peoples' well-being and looking optimistically towards a healthier future.*

Here at Aertecnica we understand our role in society and our place in an environment that can no longer support inappropriate technological developments and the products derived from them.



**TUBO**<sup>®</sup>  
the advanced  
vacuum system.



**TUBO**<sup>®</sup>  
the advanced  
vacuum system.

## We live in a unique world



*Aertecnica's production is environmentally sustainable, just like its philosophy: "Think Clean".*

All Aertecnica products are of a "global quality", certified by the most prestigious institutes. All this takes place with maximum respect for the environment and the people who work for us. We carefully monitor our atmospheric emissions and make sure we provide safe, well-lit and airy working environments.



Over the years Aertecnica has followed a path of progressive development, becoming a market leader by offering ever increasingly advanced solutions. Aertecnica is the first company in its sector to have acquired both **ISO 9001 and ISO 14000 COMPANY and ENVIRONMENTAL certification**, CCC certification to distribute its systems in China and cULus certification for exporting TUBO to the USA and Canada. This commitment is an extension of our environmental values. We aim to improve the quality of air in our rooms, to protect peoples' health (increasingly threatened by allergies and respiratory problems) and improve peoples' well-being: this is what Aertecnica aims to achieve when designing its systems. The company continues to grow in a way that is both environmentally friendly and respectful of our employees.

*Aertecnica effectively combines entrepreneurial and ethical values.*

Aertecnica's commitment is also an expression of its strong links to its home territory, in which it aims to become a solid economic and social point of reference.

This vision favours relationships with the local community, in particular with those who work hard everyday and are fundamental partners in our company's success. Success and environmental awareness can also be found in our manufacturing processes.

*Aertecnica designs and manufactures most of the parts used in the TUBO system directly.* In this way we can make sure that the materials used are safe and appropriate for use in the places where we spend most of our time.



This catalogue is printed on coated paper produced in a neutral environment without the use of acids. The paper is FSC certified by the international Woodmark Soil Association. The FSC logo identifies products made from wood from responsibly managed woodlands that comply with the standards set out by the Forest Stewardship Council.



**TUBÒ**<sup>®</sup>  
the advanced  
vacuum system.



## TUBÒ a great way to get fresh air

*Modern and technological, clean and respectful of the environment we live in: the home according to TUBÒ.*

TUBÒ is a Central Vacuum System. It is comprised of floor-mounted hoses, wall sockets and a central vacuum unit located in a separate service space, which vacuumed dust is piped into. Using this system, bacteria and micro dust, the main causes of allergies and respiratory diseases, are not recirculated into the air.





## TUBÒ, vacuum by nature

### *Clean and silent: these are TUBÒ's attributes*

TUBÒ guarantees a high level of cleanliness with silent operation: the central vacuum unit, installed in a service space or externally, enables the system to be used in complete freedom at any time.

### *In all corners, with ease*

The flexible, light-weight and manageable hose ensures maximum functionality and easily reaches every corner of the home. Sockets are located in every room, eliminating the difficulties encountered when using traditional portable vacuum cleaners.

### *Bacteria and micro dust out*

TUBÒ protects your health by deeply cleaning and sanitising your home. Dust is vacuumed and any recirculation of bacteria and micro dust is completely eliminated.

### *TUBÒ power*

TUBÒ's vacuuming power is greater than that of a conventional vacuum cleaner: in this way, your home will benefit from more complete, long-lasting cleanliness.

### *Technology for the home*

TUBÒ completely redefines the concept of home hygiene, making it suitable for the needs of modern life.

This is why architects and designers in Italy and abroad enhance their home designs by recommending the use of TUBÒ: to date, over a million satisfied users have installed the system.



watch the video and discover how the TUBÒ vacuum system works



## Allergies: here is the solution

*The spaces we live in, which are increasingly sealed off to save energy, accumulate a large amount of dust that contains bacteria and dust mites. TUBÒ eliminates them from our homes and respiratory tracts.*

### *Wellness you can breathe*

Dust mites are the main cause of the most common respiratory problems. In particular they are responsible for a troublesome allergy caused by the mere presence of these microscopic organisms that invade our living space. According to recent university studies *the use of Central Vacuum Systems dramatically reduces the amount of allergens in the air, and consequently the illnesses related to them*, such as: watery eyes and runny nose, colds, breathing difficulties and asthma. This is because Central Vacuum Systems, unlike traditional vacuum cleaners, completely eliminate the recirculation of micro dust. This is thanks to greater suction capacity and most of all thanks to the fact that the vacuumed air is never reintroduced into the rooms being cleaned.

### *Eliminate dust, completely*

Dust accumulates very quickly and is resistant to conventional cleaning systems: some cleaning methods, such as sweeping or conventional vacuuming, do not completely remove dust and other related pollutants. They may even accentuate the danger, releasing the lightest, most dangerous particles into the air, making them easily breathable.

Central Vacuum Systems like TUBÒ by Aertecnica, are the only systems that completely remove dust and allergens. This is because the dust is collected into a central vacuum unit located in a service area separate from the one you are cleaning, thus preventing dust recirculation.





### *The TUBÒ system*

Installing a Central Vacuum System doesn't mean just finding an excellent functional cleaning solution, it is above all an investment in your health and well-being. Breathing micro dust all the time is something

we often do not realise we are doing. Though non-toxic, over the long-term it can irritate our respiratory tracts and cause allergies, thus worsening our health and general well-being. A Central Vacuum System, unlike a traditional

vacuum cleaner, eliminates micro dust recirculation completely, reducing allergens present in the air.

## Automation enters the home

*Aertecnica was the first to manufacture in Italy. And we continue to be first, with lots of technological innovations both large and small.*



- **CONTROL DISPLAY** electronic message system for system status and REMOTE message panel, which is now the DYNAMIC CONTROL DISPLAY.
- **POWER CONTROL** system for vacuum power.
- **SOFT START** system, an electronic control device that starts the motor gradually, providing energy savings and avoiding power surges to protect the life of the appliance.
- The first built-in central vacuum unit for Central Vacuum Systems: QB (patented central vacuum unit).
- Dust inlet and air expulsion on both sides of the central vacuum unit in order to simplify installation.
- The APF System (self-cleaning filter system), makes it possible to reduce filter maintenance operations, keeping the central vacuum unit's suction capacity at optimal levels for longer. This is based on an Aertecnica patent that uses the vacuumed air to activate a fan that activates a vibration mechanism, which makes even the finest dust particles detach from the filter and fall into the container.
- **CLEAN BAG** dust collection bag, which is designed with an air-tight closing system, COMPLETELY PREVENTING direct contact with dust.
- **QUICK FIX** bracket with front attachment system that makes installation easier and improves the stability of the central vacuum unit's attachment to the wall.
- **MODBUS** communication system: A generic ModBus protocol has been implemented in the central vacuum unit, which allows it to be interfaced with the most common automation systems.

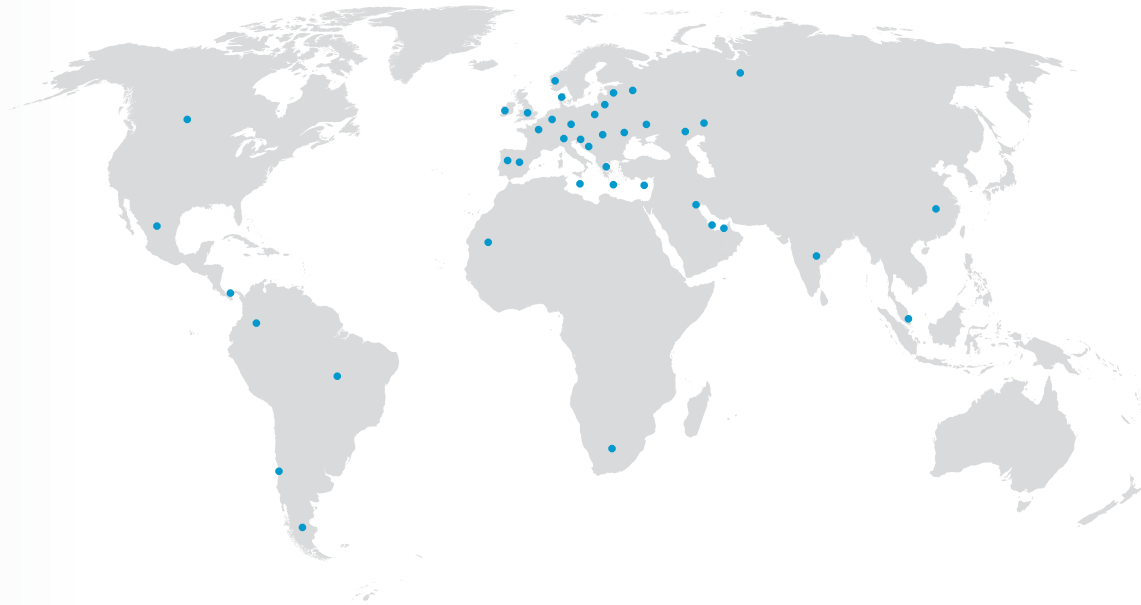


## A company open to the world



*Aertecnica is currently represented in more than 40 countries throughout the world, and grows every year through its network of exclusive distributors.*

In order to grow, companies must focus on product innovation, however, they should also be able to communicate a philosophy of important values. Aertecnica takes a global view and shares a new way of experiencing the home.



## A leading service provider

*Aertecnica is a market leader in Italy. We have a clear vision of our role and company mission. It pays attention to every single detail, before and after selling its products. It pays attention to new market demands*

### *A leading service provider*

Our technical support service can provide the correct response to any request, providing the necessary support for architects, designers and installation technicians. Our technical support service holds weekly courses in-house to train designers, installation technicians and service centres. Our attention to detail does not end with the conclusion of the sales process, but continues with precise and prompt responses to any requests from end users.

### *A market leader*

We have a clear vision of our role and company mission. The reliability of our products and organisation has been recognised over the years by end users, installers and distributors. Our market decisions are always clear and transparent. Thousands of satisfied users are the best form of advertising.

### *Product leader*

Due to the professionalism and sensitivity of our employees, we are able to quickly understand the new demands of our users. Through research and development we are able to transform these demands into new products. Our products are not just the result of continuous research, but also of years of experience, and are therefore extremely reliable.

### *Aertecnica services*

Designed and set up to help cleaning professionals but also end customers: preliminary estimate, feasibility study, implementation planning, technical assistance for system installation, repairs, testing, delivery. Aertecnica's TUBO vacuum system is advanced in these areas as well.

### *After sales service - Italy*

Aertecnica also offers clear and precise answers after purchase and installation. A dedicated team is available for the end customer, for any needs or requests for assistance.

### *Research and development*

Every day Aertecnica experiments, invents and checks. Its R&D department:

- designs new products;
- tests new materials and components;
- tests central vacuum units;
- analyses and experiments with new products;
- checks component life.

### *The range*

Aertecnica offers a complete range of products for its TUBO vacuum system: single-phase central vacuum units (traditional and built-in), three-phase central vacuum units, vacuum sockets, electronics, cleaning accessories and spare parts.

### *Professional courses for installation technicians*

At Aertecnica's head office in Italy, "PROFESSIONAL" courses are held periodically for all products in our new training room. These courses are aimed at installation technicians that wish to gain a better understanding of the TUBO system. Participants receive an attendance certificate. The courses are completely free of charge and are held by qualified Aertecnica personnel. Contact the Aertecnica secretary's office or sales office for course dates.





 **AERTECNICA**<sup>®</sup>  
think clean



## Residential sector

### Air for your home

The action of the TUBÒ system renews the air in your rooms: everything is clean and the air you breathe is healthy.





**TUBO**<sup>®</sup>  
the advanced  
vacuum system.

The new  
conception  
of advanced  
vacuum  
systems.

# The new generation of TUBÒ central vacuum units: TXA - TPA - TP - TC

*Research, innovation, technology, reliability: Aertecnica's history has always been based on the desire to offer the highest quality products that symbolise Made in Italy workmanship.*



*Technology, design, practicality: a perfect balance*

The new Tubò system central vacuum units made by Aertecnica are completely designed and built in Italy, a philosophy which is the basis of all the projects we have developed in the last 30 years.

Consolidated manufacturing procedures and a strong commitment to research and development allow us to perfect and test all products in terms of technical, functional and aesthetic performance.

The new generation of central vacuum units in the TUBÒ line blends Aertecnica standards with the style and harmony that today's demanding market requires.

All this is the result of a constant commitment to test new technologies on a daily basis, to create healthier environments and more comfortable living spaces.

*Aertecnica: cleanliness and well-being for everyone.*



Simply perfect



*watch the video and discover the central vacuum units in the TUBÒ vacuum system*

## Perfetto Inox TXA line

### Not just beautiful

*The Perfetto Inox TXA line combines the best technical and functional features with the elegance of an advanced design and the endurance of AISI 304 stainless steel.*

These features are perfect for installations in which the machine must be positioned outside or in a place with particularly difficult environmental conditions.

*The Perfetto Inox TXA line achieves an optimum balance between technology, design and endurance, thanks to many functional features that help both the installation technician and the end user.*

#### *Design*

A new style and captivating image with strong lines. Real beauty, functional design and aesthetics that go beyond a simple trend. Durable materials.

#### *Dual air expulsion (right and left)*

A new feature that allows maximum flexibility of installation, regardless of the position of the central vacuum unit.

#### *IP electrical protection*

The TXA central vacuum units are certified with a high degree of protection based on the model (see technical charts).

#### *Silent operation*

Thanks to the use of new material and the optimisation of the motor's technical compartment, the noise level has been reduced even further.

#### *Instant AVI display*

Positioned on the front of the central vacuum unit. This is an instrument that provides clear indications that are easy to understand thanks to a set of icons and parameters that instantly signal the operational status of the central vacuum unit.

#### *ModBus communication system*

The TXA central vacuum units have a ModBus communication system that can be interfaced with the most common home automation systems.

#### *High degree of resistance to atmospheric agents*

The central vacuum unit is made of AISI 304 stainless steel, which not only creates an aesthetic impact, it also eliminates almost all deterioration caused by atmospheric agents and wear.

#### *Dual dust inlet*

Option to connect the tubing to the central vacuum unit on both the right and left sides.

#### *Built-in vacuum socket*

The TXA central vacuum units have a built-in vacuum socket on the front of the machine.

#### *APFSystem (Self-cleaning filter system)\*\**

An innovative and patented system that collects dust through vibration; standard equipment for the TXA line. It reduces maintenance work and keeps the central vacuum unit's suction capacity at optimal levels for longer.

#### *Quick Fix bracket*

The Quick Fix bracket with front attachment system makes installation possible in very small spaces and improves the stability of the wall mounting.

#### *Multifunctional side pockets*

Practical and convenient for storing the installation manual and spare bags. (not included with model TX1A)

#### *Ergonomic handles*

The handles make it easier to open and unhook the dust container.

#### *Clean Bag*

Dust collection bags with an air-tight closing system that completely prevents direct contact with the dust.

#### *Dust container*

A simplified hooking and unhooking system, with the option to partially open the container to activate the Clean Bag air-tight closing system.

#### *Clean Bag locking system*

Rapid system for attaching the Clean Bag to the dust container with pressure clips.

Aertecnica combines aesthetics with technical sophistication to satisfy the end user, without forgetting the needs of installation professionals.

Europe Patent Pending no. 06793421.6





Model	TX1A
Code	CMTX1A
Recommended surface area $m^2$	250*
Recommended no. of sockets	6*



Model	TX2A
Code	CMTX2A
Recommended surface area $m^2$	400*
Recommended no. of sockets	10*



Model	TX3A
Code	CMTX3A
Recommended surface area $m^2$	550*
Recommended no. of sockets	18*



Model	TX4A
Code	CMTX4A
Recommended surface area $m^2$	700*
Recommended no. of sockets	25*

\*Data recommended by the manufacturer.



\*IP55 channelled air expulsion based on model  
IP43 direct expulsion from the central vacuum unit.





## Perfetto TPA - TP line

### The evolution of the concept of vacuuming

#### *The Perfetto TPA – TP line represents a new conception of advanced vacuum systems.*

It is a versatile and user-friendly work tool that was created to satisfy the functional needs of our dynamic and modern customers, allowing both the installation technician and end user to interact with the machine in a simple and direct manner.

*Aertecnica boasts 25 years of experience that has constantly produced high quality research and technology, guaranteeing installation technicians a silent and reliable product that is quick to install and requires little maintenance.*

In addition to the features already included on previous lines (tangential inlet, SOFT START system, washable filter and temperature sensor), the Perfetto TPA and TP line offers a series of technical features that make the system even more efficient and practical.

#### *Functionality-oriented design*

The Perfetto TPA - TP line achieves an optimum balance between technology and design, thanks to many functional features that help both the installation technician and the end user.

#### *Design*

New and captivating style with strong lines. Real beauty, functional design and aesthetics that go beyond a simple trend. Durable materials.

#### *Dual air expulsion (right and left)*

A new feature that allows maximum flexibility of installation, regardless of the position of the central vacuum unit.

#### *IP electrical protection*

The TPA - TP central vacuum units are certified with a high degree of protection based on the model (see technical charts).

#### *Silent operation*

Thanks to the use of high quality materials and the optimisation of the motor's technical compartment, the noise level has been reduced even further.

#### *Instant AVI display*

Positioned on the front of the central vacuum unit, this is an instrument that provides clear indications that are easy to understand thanks to a set of icons and parameters that instantly signal the operational status of the central vacuum unit.

#### *ModBus communication system*

The TPA and TP central vacuum units are equipped with a ModBus communication system that can be interfaced with the most common home automation systems.

#### *High degree of resistance to atmospheric agents*

The central vacuum unit is made from highly resistant material that has been applied with a coating that is guaranteed and certified for 1000 hours of saline mist. It can also be installed outside.

#### *Dual dust inlet*

Option to connect the tubing to the central vacuum unit on both the right and left sides.

#### *Built-in vacuum socket*

The TPA and TP central vacuum units have a built-in vacuum socket on the front of the machine.

#### *APF system (Self-cleaning filter system)*

An innovative and patented system that collects dust through vibration. It reduces maintenance work and keeps the central vacuum unit's suction capacity at optimal levels for longer. (TPA models only)

#### *Quick Fix bracket*

This bracket with front attachment system makes installation possible in very small spaces and improves the stability of the wall mounting.

#### *Multifunction side pockets*

Convenient and practical for storing the installation manual and spare bags. (Not included with models TP1A - TP1)

#### *Ergonomic handles*

The handles make it easier to open and unhook the dust container.

#### *Clean Bag*

Dust collection bags with an air-tight closing system that completely prevents direct contact with the dust.

### Dust container

A simplified hooking and unhooking system, with the option to partially open the container to activate the Clean Bag air-tight closing system.

### Clean Bag locking system

Rapid system for attaching the Clean Bag to the dust container with pressure clips.

*Aertecnica combines technical sophistication with ease of use and ease of installation, placing itself at the service of installation technicians.*

The APF system is available on the TXA and TPA models.  
Europe Patent Pending no. 06793421.6



<b>Model</b>	<b>TP1A   TP1</b>
Code	CMP1A   CMP1
Recommended surface area $m^2$	250*
Recommended no. of sockets	6*



<b>Model</b>	<b>TP2A   TP2</b>
Code	CMP2A   CMP2
Recommended surface area $m^2$	400*
Recommended no. of sockets	10*



<b>Model</b>	<b>TP3A   TP3</b>
Code	CMP3A   CMP3
Recommended surface area $m^2$	550*
Recommended no. of sockets	18*



<b>Model</b>	<b>TP4A   TP4</b>
Code	CMP4A   CMP4
Recommended surface area $m^2$	700*
Recommended no. of sockets	25*

\*Data recommended by the manufacturer.



\*IP55 channelled air expulsion based on model  
IP43 direct expulsion from the central vacuum unit.





## Classic TC line

### Simple and beautiful

#### *Aertecnica offers a line of models suited to everyone's needs.*

The Classic TC line is a "basic" line that offers the main technical features essential to the central vacuum units in the TUBÒ system.

*Simplicity combined with Aertecnica standards: The TC Classic offers some of the technological innovations featured in the most advanced models.*

#### *Design*

An image with a simple design, which maintains the lines of the TUBÒ system central vacuum units. Durable materials.

#### *Dual air expulsion (right and left)*

Allows maximum flexibility of installation, regardless of the position of the central vacuum unit

#### *IP electrical protection*

The central vacuum units in the TC line are certified with a high degree of protection based on the model (see technical charts)

#### *Silent operation*

Thanks to the use of high quality materials and the optimisation of the motor's technical compartment, the noise level has been reduced even further.

#### *Timed AVT display*

Positioned on the front of the central vacuum unit, this is an LED display panel that allows you to constantly monitor the operating status of the central vacuum unit.

#### *ModBus communication system*

TC central vacuum units are equipped with a ModBus communication system that can be interfaced with the most common home automation systems.

#### *High degree of resistance to atmospheric agents*

The central vacuum unit is made from highly resistant material that has been applied with a coating that is guaranteed and certified for 1000 hours of saline mist. It can also be installed outside.

#### *Dual dust inlet*

Option to connect the tubing to the central vacuum unit on both the right and left sides.

#### *Quick Fix bracket*

This bracket with front attachment system makes installation possible in very small spaces and improves the stability of the wall mounting.

#### *Ergonomic handles*

The handles make it easier to open and unhook the dust container.

#### *Dust container*

Simplified hooking and unhooking system.

#### *An ideal solution for the simplest requirements at home or at work.*



<b>Model</b>	<b>TC1</b>
Code	CMTC1
Recommended surface area $m^2$	250*
Recommended no. of sockets	6*

\*Data recommended by the manufacturer.



<b>Model</b>	<b>TC2</b>
Code	CMTC2
Recommended surface area $m^2$	400*
Recommended no. of sockets	10*



<b>Model</b>	<b>TC3</b>
Code	CMTC3
Recommended surface area $m^2$	550*
Recommended no. of sockets	18*



<b>Model</b>	<b>TC4</b>
Code	CMTC4
Recommended surface area $m^2$	700*
Recommended no. of sockets	25*



\*IP55 channelled air expulsion based on model IP43 direct expulsion from the central vacuum unit.



# Perfect... inside and out

- a**
  - Dual air expulsion (right and left)
  - High degree of electrical protection according to model (see technical data)
  - Evolution Card 1.0
  - Electric motor
  - Temperature sensor
  - Sound-proofed chamber
  - AVI Display
  - Modbus communication system
- b**
  - Dual dust inlet (right and left)
  - Built-in vacuum socket
  - Precision filter cartridge
  - APF System
  - Quick Fix bracket
  - Multifunctional side pockets
- c**
  - Ergonomic handles
  - Conveying cone
  - Clean Bag dust bag
  - Easy dust container hooking/unhooking
  - Clean Bag locking system



## APF system

### Self-cleaning filter system

The APF system is available on the PERFETTO, TXA and TPA models. Europe Patent Pending no. 06793421.6

- \*** *The APF System is an innovative and patented system that uses vibration to reduce dust.*
- \*** *The self-cleaning system is self-powered by the air drawn into a containment chamber equipped with a helicoidal turbine. A mechanical device connected to this vibrates the cartridge, allowing the dust to fall into the collection container.*
- \*** *It reduces maintenance work on the filter and keeps the central vacuum unit's suction capacity at optimal levels for longer.*

## a The heart of the system

- 1 **Dual air expulsion (right/left)**  
Allows maximum flexibility of installation, whatever the position of the central vacuum unit.
- 2 **Protection rating**  
The central vacuum unit is made from highly resistant material that has been applied with a coating that is guaranteed and certified for 1000 hours of saline mist. Can be installed anywhere, both outside and inside. High degree of protection according to model. (see technical chart)
- 3 **Evolution Card 1.0**  
This circuit board is the heart of the whole system, it drives the motor start-up and the AVI display. A special programme communicates with the display, which uses icons and parameters to signal the operational state of the central vacuum unit. (standard equipment for TXA – TPA – TP models)
- 4 **Electric motor**  
Protected, insulated and sound-proofed. Highly professional, guaranteeing elevated performance. 100% Italian technology.
- 5 **Temperature sensor**  
Monitors the operation of the central vacuum unit and intervenes in the event of malfunctions caused by incorrect usage.
- 6 **Sound-proofed chamber**  
Built with technologically advanced materials, the channelling circuits use special geometries to further lower the acoustic emissions of the central vacuum unit, allowing you to use it at any time of day.
- 7 **Instant AVI display**  
Positioned on the front of the central vacuum unit. This device is characterised by a cutting edge design with very simple parameters and icons. (only with Perfetto INOX TXA | Perfetto TPA | Perfetto TP lines)
- 8 **Modbus communication system**  
A generic ModBus protocol has been implemented in the central vacuum unit, which allows it to be interfaced with the most common home automation systems.



\*IP55 channelled air expulsion based on the model (see technical data)  
IP43 direct expulsion from the central vacuum unit.

## b Vacuum everywhere

### 9 Dual dust inlet (right and left)

A great advantage for the installation technician. Ensures maximum flexibility of assembly of the central vacuum unit in every position, making installation faster.

### 10 Built-in vacuum socket

A socket built into the central vacuum unit body allows the system to be used also in the room it is installed in. This increases versatility and practicality. (standard equipment for TXA – TPA – TP models)

### 11 Precision filter cartridge

An innovative product made of washable material with high filtering efficiency. Equipped with an alignment and fastening system, which makes installation and maintenance easier.

### 12 APF system


The APF system (Self-cleaning filter) noticeably reduces filter maintenance, and allows the central vacuum unit to operate at optimal levels for longer, thanks to a filter that is always clean. The APF System is an Aertecnica patent that uses the air aspirated by the motor to activate a fan that starts a vibration mechanism acting upon the filter. This system makes even the finest dust particles fall into the collection container. (standard equipment for TXA – TPA models)

### 13 Quick Fix bracket

Bracket with front attachment for a larger support surface. Requires minimal installation space and offers greater stability in securing the central vacuum unit to the wall.

### 14 Multifunctional side pockets

Convenient and practical for storing frequently used objects such as bags and instruction/maintenance manuals. (not included with TX1A, TP1A, TP1 models and Classic TC line)



\*IP55 channelled air expulsion based on the model (see technical data)  
IP43 direct expulsion from the central vacuum unit.

## c Everything is easy with Perfetto

### 15 *Conveying cone*

This is built-in and secured to the machine body. It improves and speeds up the Clean Bag closure. Thanks to its new deeper shape, more dust can be collected without it spreading throughout the machine body. The filter is kept clean in this way, providing longer-lasting performance.

### 16 *Dust container*

The container is made of highly durable material. A rapid hooking/unhooking system for the Clean Bag has been installed internally. Ergonomic handles have been secured to the sides for easier opening and closing of the Clean Bag.

### 17 *Ergonomic handles*

Charming and functional. Two opening positions:

- The first partially unhooks the container from the machine body, allowing the closure of the Clean Bag and completely avoiding contact with dust.
- The second completely unhooks the container from the machine body for all ordinary maintenance operations.

### 18 *Clean Bag locking system*

A system is installed inside the dust container (on the bottom plate) that makes it possible to hook the Clean Bag to the dust container using pressure clips.

### 19 *Clean Bag dust bag*

Thanks to the handle system, replacing the Clean Bag is fast and easy and above all 100% hygienic, providing the user with a hermetic closure that completely avoids any contact with dust. (Classic TC line excluded)



\*IP55 channelled air expulsion based on the model (see technical data)  
IP43 direct expulsion from the central vacuum unit.

# AVI Display and Dynamic Control Display: everything under control

*Aerotecnica's advanced TUBÒ vacuum systems are an integral part of the tools that make our living spaces healthier and more comfortable.*

The instant AVI display\* is Aerotecnica's answer to home automation, consisting of a remote Dynamic Control Display, which can be positioned in any part of the building.

*The Dynamic Control Display is aesthetically similar to any other electrical switch, allowing for perfect architectural integration.*

Both the AVI display as well as the Dynamic Control Display offer a global overview of the operating parameters via clear and comprehensible icons that report any malfunctions or blocks, any required maintenance and the status of the central vacuum unit during operation.

The Dynamic Control Display, Code CMT800, is an instrument that provides clear indications that are easy to understand. It uses a set of icons and parameters that instantly report the operational status of the central vacuum unit. It is equipped with a reset function that automatically resets the system without having to access the machine in the event of a malfunction.

*The Dynamic Control Display automatically configures itself to the type of central vacuum unit it is connected to.*



**Code** CMT800\*

**Description** Dynamic Control Display

Selecting Modbus mode allows you to use the Dynamic Control Display with the following central vacuum units: PERFETTO INOX TXA-PERFETTO TPA-PERFETTO TP-CLASSIC TC. Selecting LM (Local Memory) mode allows you to use the Dynamic Control Display with the following central vacuum units: QB-STUDIO TS-C500. Compatible with the electrical switch plates of the most prestigious brands available on the market. Electrical switch plate not included.

\* The AVI display is only supplied with the Perfetto Inox TXA, Perfetto TPA and TP central vacuum units



## DYNAMIC CONTROL DISPLAY

- a Clean Bag full
- b Precision filter cartridge saturated
- c Central vacuum unit ON indicator
- d Operating vacuum level indicator
- e Operating parameter display (operating vacuum)
- f Navigation buttons
- g Menu button
- h Reset button

## Technical table for new generation single-phase central vacuum units

Line		PERFETTO INOX TXA				PERFETTO TPA   TP				CLASSIC TC			
Model		TX1A *	TX2A *	TX3A *	TX4A *	TP1A * TP1	TP2A * TP2	TP3A * TP3	TP4A * TP4	TC1	TC2	TC3	TC4
Power supply	Volts (Vac)	220/240	220/240	220/240	220/240	220/240	220/240	220/240	220/240	220/240	220/240	220/240	220/240
Motor power	Watts (W)	1.260	1.600	1.350	1.590	1.260	1.600	1.350	1.590	1.260	1.600	1.350	1.590
Frequency	HZ	50/60	50/60	50/60	50/60	50/60	50/60	50/60	50/60	50/60	50/60	50/60	50/60
Electrical protection grade	IP	IP55 <sup>1</sup>	IP55 <sup>1</sup>	IP45 <sup>2</sup>	IP45 <sup>2</sup>	IP55 <sup>1</sup>	IP55 <sup>1</sup>	IP45 <sup>2</sup>	IP45 <sup>2</sup>	IP55 <sup>1</sup>	IP55 <sup>1</sup>	IP45 <sup>2</sup>	IP45 <sup>2</sup>
Motor rpm	rpm	43.507	46.480	29.892	31.672	43.507	46.480	29.892	31.672	43.507	46.480	29.892	31.672
Noise level	db	62,5	63	64	64,5	62,5	63	64	64,5	62,5	63	64	64,5
Turbine stages	no.	1	1	3	3	1	1	3	3	1	1	3	3
Socket power supply	Volts (V)	12	12	12	12	12	12	12	12	12	12	12	12
Vacuum power	Air Watts	504	653	526	566	504	653	526	566	504	653	526	566
Air flow rate	m <sup>3</sup> /h	207	195	174	168	207	195	174	168	207	195	174	168
Max. vacuum	mbar	270	313	374	415	270	313	374	415	270	313	374	415
Filter cartridge surface area	cm <sup>2</sup>	4.000	8.200	12.300	12.300	4.000	8.200	12.300	12.300	4.000	8.200	12.300	12.300
Filter cartridge material		POLYESTER				POLYESTER				POLYESTER			
Container capacity	litres	13,5	13,5	22	22	13,5	13,5	22	22	13,5	13,5	22	22
Height	cm	60	90	115	115	60	90	115	115	60	90	115	115
Diameter	cm	30	30	34	34	30	30	34	34	30	30	34	34
Weight	kg	10,8	13,8	17,3	17,3	10,8 9,8	13,8 12,8	17,3 16,3	17,3 16,3	9,5	12,2	15,3	15,3
Dust container	Material	PLASTIC				PLASTIC				PLASTIC			
Dome	Material	PLASTIC				PLASTIC				PLASTIC			
Compatibility with Dynamic Control Display code CMT800		YES	YES	YES	YES	YES	YES	YES	YES	YES	YES	YES	YES
Compatibility with Wireless system code CM187		YES	YES	YES	YES	YES	YES	YES	YES	YES	YES	YES	YES
Soft Start		YES	YES	YES	YES	YES	YES	YES	YES	YES	YES	YES	YES
Right and left dust inlet		YES	YES	YES	YES	YES	YES	YES	YES	YES	YES	YES	YES
Right and left air expulsion		YES	YES	YES	YES	YES	YES	YES	YES	YES	YES	YES	YES
AVI display (**)		YES	YES	YES	YES	YES	YES	YES	YES	NO	NO	NO	NO
AVT panel (***)		NO	NO	NO	NO	NO	NO	NO	NO	YES	YES	YES	YES
MODBUS communication system		YES	YES	YES	YES	YES	YES	YES	YES	YES	YES	YES	YES
QUICK FIX bracket		YES	YES	YES	YES	YES	YES	YES	YES	YES	YES	YES	YES
APF system (****)		YES	YES	YES	YES	YES NO	YES NO	YES NO	YES NO	NO	NO	NO	NO
Built-in vacuum socket		YES	YES	YES	YES	YES	YES	YES	YES	NO	NO	NO	NO
CLEAN BAG		YES	YES	YES	YES	YES	YES	YES	YES	NO	NO	NO	NO
Multifunctional pockets		NO	YES	YES	YES	NO	YES	YES	YES	NO	NO	NO	NO
Silencer as standard		NO	YES	YES	YES	NO	YES	YES	YES	NO	YES	YES	YES
Max no. of sockets	no.	6	10	18	25	6	10	18	25	6	10	18	25
Distance of furthest socket	m	25	30	40	50	25	30	40	50	25	30	40	50
Manufacturer's recommended surface area	m <sup>2</sup>	250	400	550	700	250	400	550	700	250	400	550	700



### Certifications

The line of civil sector single-phase central vacuum units Perfetto Inox TXA, Perfetto TPA, Perfetto TP, Classic TC, QB and Bravo is certified:



<sup>1</sup> IP55 Conveyed expulsion with expulsion pipe /  
IP43 Direct expulsion from the central vacuum unit, without expulsion pipe  
<sup>2</sup> IP45 Conveyed expulsion with expulsion pipe /  
IP43 Direct expulsion from the central vacuum unit, without expulsion pipe

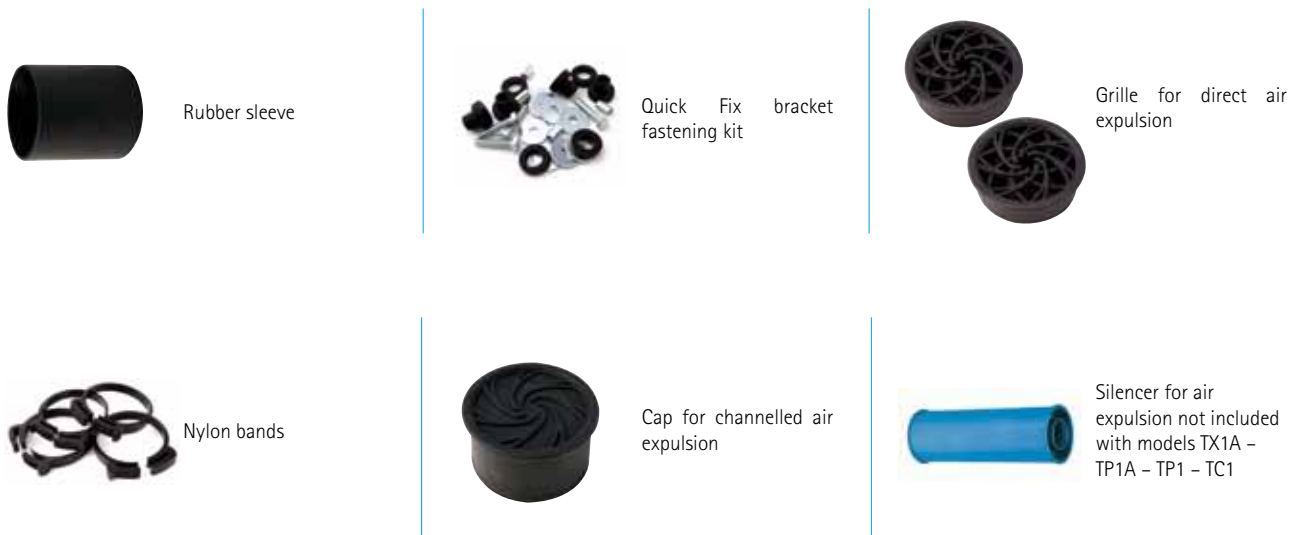
\* Model with APF system as standard  
\*\* Instant AVI Display

\*\*\* Timed display AVT Panel  
\*\*\*\* APF self-cleaning filter system.



## Each central vacuum unit is provided with the following components and accessories

Components provided with TUBÒ system single-phase central vacuum units



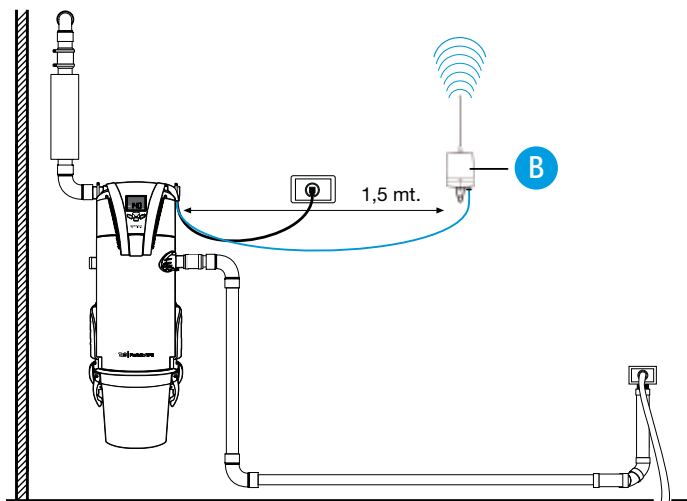
## Wireless kit for starting/stopping the central vacuum unit Code CM187

This kit is comprised of a hose with an ergonomic handle (A) that houses the transmitting device, as well as a receiver (B), which should be positioned near the central vacuum unit.

### Cleaning is fun without wires

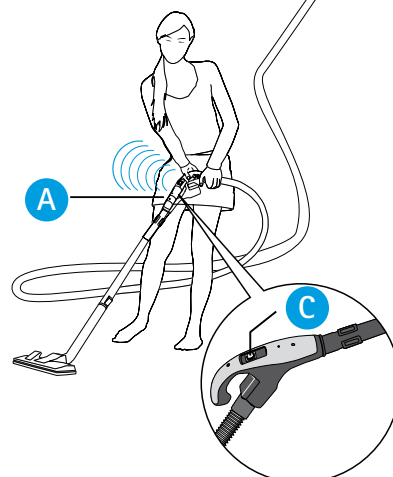
Home automation enhances the TUBÒ system with the wireless kit, the ideal solution for all situations where no power supply is present.

Allows you to switch the central vacuum unit on or off directly from the hose (C)



Code	CM187*
Description	Wireless kit for starting/stopping the central vacuum unit, complete with a 9m hose with remote control.

\*To be used in systems without electrical connection to the vacuum sockets.  
For single-phase central vacuum units: PERFETTO INOX TXA PERFETTO TPA-PERFETTO TP-CLASSIC TC.



Simple and easy to use, wireless technology makes it possible to use TUBÒ in any system.





## Studio TS line

New central vacuum units with

Silent operation

Ergonomics

Soft Start



Remote control with  
REMOTE Panel  
CM8890

Wireless kit - code CM186

for starting/stopping the  
central vacuum unit





<b>Model</b>	<b>TS1</b>
Code	CMTS1
Recommended surface area $m^2$	250*
Recommended no. of sockets	6*

\*\*Data recommended by the manufacturing company.



<b>Model</b>	<b>TS2</b>
Code	CMTS2
Recommended surface area $m^2$	400*
Recommended no. of sockets	10*



<b>Model</b>	<b>TS4</b>
Code	CMTS4
Recommended surface area $m^2$	700*
Recommended no. of sockets	25*

## Components supplied



Bracket for central vacuum unit and anti-vibration devices



Sleeve and clamps



12 V cable with plug



230V power supply cable



Code CM 835  
Silencer  
(not included with models TS1 and TS2)



Code CM640  
Conveyor for models TS1 and TS2 (Optional)

		TS1	TS2	TS4
Power supply	Vac	220/240	220/240	220/240
Motor power	W	1.260	1.600	1.650
Motor rpm	rpm	43.507	46.480	31.014
Vacuum power	Air Watts	504	653	690
Air flow rate	$m^3/h$	207	195	238
Vacuum	mbar	270	313	320
Noise level	dB	57	55,6	58
Filter cartridge surface area	$cm^3$	4.000	8.000	8.000
Filter cartridge material	POLYESTER			
Dust container capacity	litres	15	15	23
Height	cm	64	90	103
Diameter	cm	28	28	32
Weight	kg	13	16	18
Compatibility with Wireless system (CM186)	YES			
SOFT START	YES			
Right and left dust inlet	YES			

## Optional components



## C500 : all simplicity

<b>Model</b>	<b>C500</b>
Code	CM500C
Recommended surface area m <sup>2</sup>	850**
Max no. of sockets	29**
Height	106
Diameter	32
Noise level	65
Weight	22

\*\*Data recommended by the manufacturer.

The **C500** central vacuum unit, simple and powerful:

- equipped with **two motors** and a **vacuum prevention valve**
- **right and left dust inlet**
- **Soft Start**
- **air expulsion line directed upwards with Ø63mm outlet diameter.**
- **compatible with remote devices.**



C500



### Components supplied



Bracket for central vacuum unit and anti-vibration devices



Sleeve and fasteners



12 V cable



230 V power supply cable

### Optional accessories



Code CM8890

REMOTE panel kit  
With LED signals



		C500
Power supply	Volts	230
Motor power	W	2.300
Motor rpm	rpm	43.940
Soft Start		YES
Turbine stages	n°	1
Socket power supply voltage	Volts	12
Vacuum power	air watts	1010
Max air flow rate	m <sup>3</sup> /h	420
Maximum vacuum	mbar	260
Filter cartridge surface area	cm <sup>2</sup>	12.000
Filter cartridge material		polyester
Right and left dust inlet		YES
Container capacity	litres	23
Compatible with Dynamic control display		YES (optional)
Compatible with Remote panel kit		YES (optional)

Code CI365

Plastic silencer Ø63



# STUDIO TS kit

For completing systems

## Studio TS Kit

Code KTS1



**TS1 Studio kit**  
for completing systems with a 9m standard flexible hose, TUBÒ Easy Sack and Accessories\*

Comprised of:

- 1 TS1 Studio central vacuum unit
- 1 1 Ø32 9m standard flexible hose complete with pressure regulator
- 1 basic kit comprised of:
  - 1 TUBÒ Easy Sack
  - 1 metal hook for holding the hose and TUBÒ Easy Sack
  - 1 Ø 32 floor brush for carpets with castors
  - 1 Ø 32 crevice brush
  - 1 Ø 32 dusting brush
  - 1 Ø 32 brush for mattresses and upholstery
  - 1 chrome-plated telescopic extension

\* Vacuum sockets not included

Weight: Kg. 16

Packaging dimensions: cm 40x40x81

Code KTS2



**TS2 Studio kit**  
for completing systems with a 9m standard flexible hose, TUBÒ Easy Sack and Accessories\*

Comprised of:

- 1 TS2 Studio central vacuum unit
- 1 1 Ø32 9m standard flexible hose complete with pressure regulator
- 1 basic kit comprised of:
  - 1 TUBÒ Easy Sack
  - 1 metal hook for holding the hose and TUBÒ Easy Sack
  - 1 Ø 32 floor brush for carpets with castors
  - 1 Ø 32 crevice brush
  - 1 Ø 32 dusting brush
  - 1 Ø 32 brush for mattresses and upholstery
  - 1 chrome-plated telescopic extension

\* Vacuum sockets not included

Weight: Kg. 20

Packaging dimensions: cm 40x41x107

Code KTS4



**TS4 Studio kit**  
for completing systems with a 9m standard flexible hose, TUBÒ Easy Sack and Accessories\*

Comprised of:

- 1 TS4 Studio central vacuum unit
- 1 1 Ø32 9m standard flexible hose complete with pressure regulator
- 1 basic kit comprised of:
  - 1 TUBÒ Easy Sack
  - 1 metal hook for holding the hose and TUBÒ Easy Sack
  - 1 Ø 32 floor brush for carpets with castors
  - 1 Ø 32 crevice brush
  - 1 Ø 32 dusting brush
  - 1 Ø 32 brush for mattresses and upholstery
  - 1 chrome-plated telescopic extension

\* Vacuum sockets not included

Weight: Kg. 21

Packaging dimensions: cm 40x41x120

Code *KTS1QF*



**TS1 Studio kit**  
for completing systems with a 9m QUICK FLOW flexible hose, TUBÒ Easy Sack and Accessories\*

Comprised of:

- 1 TS1 Studio central vacuum unit
- 1 Ø32 9-metre QUICK FLOW hose complete with switch for starting the central vacuum unit and speed regulator.
- 1 basic kit comprised of:
  - 1 TUBÒ Easy Sack
  - 1 metal hook for holding the hose and TUBÒ Easy Sack
  - 1 Ø 32 floor brush for carpets with castors
  - 1 Ø 32 crevice brush
  - 1 Ø 32 dusting brush
  - 1 Ø 32 brush for mattresses and upholstery
  - 1 chrome-plated telescopic extension

\* Vacuum sockets not included

Weight: Kg. 16

Packaging dimensions: cm 40x40x81

Code *KTS2QF*



**TS2 Studio kit**  
for completing systems with a 9m QUICK FLOW flexible hose, TUBÒ Easy Sack and Accessories\*

Comprised of:

- 1 TS2 Studio central vacuum unit
- 1 Ø32 9-metre QUICK FLOW hose complete with switch for starting the central vacuum unit and speed regulator.
- 1 basic kit comprised of:
  - 1 TUBÒ Easy Sack
  - 1 metal hook for holding the hose and TUBÒ Easy Sack
  - 1 Ø 32 floor brush for carpets with castors
  - 1 Ø 32 crevice brush
  - 1 Ø 32 dusting brush
  - 1 Ø 32 brush for mattresses and upholstery
  - 1 chrome-plated telescopic extension

\* Vacuum sockets not included

Weight: Kg. 20

Packaging dimensions: cm 40x41x107

Code *KTS4QF*



**TS4 Studio kit**  
for completing systems with a 9m QUICK FLOW flexible hose, TUBÒ Easy Sack and Accessories\*

Comprised of:

- 1 TS4 Studio central vacuum unit
- 1 Ø32 9-metre QUICK FLOW hose complete with switch for starting the central vacuum unit and speed regulator.
- 1 basic kit comprised of:
  - 1 TUBÒ Easy Sack
  - 1 metal hook for holding the hose and TUBÒ Easy Sack
  - 1 Ø 32 floor brush for carpets with castors
  - 1 Ø 32 crevice brush
  - 1 Ø 32 dusting brush
  - 1 Ø 32 brush for mattresses and upholstery
  - 1 chrome-plated telescopic extension

\* Vacuum sockets not included

Weight: Kg. 21

Packaging dimensions: cm 40x41x120





## Bravo

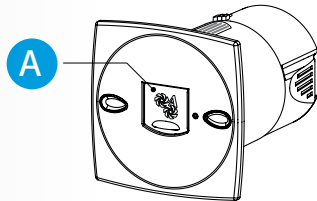
Where there's no space, there's Bravo



# BRAVO - built-in vacuum cleaner

## Bravo built-in vacuum cleaner

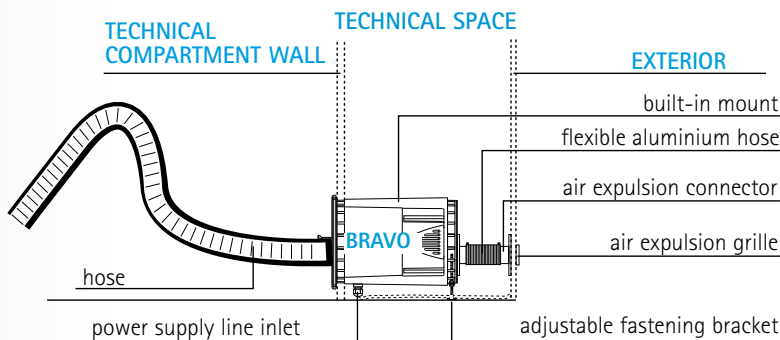
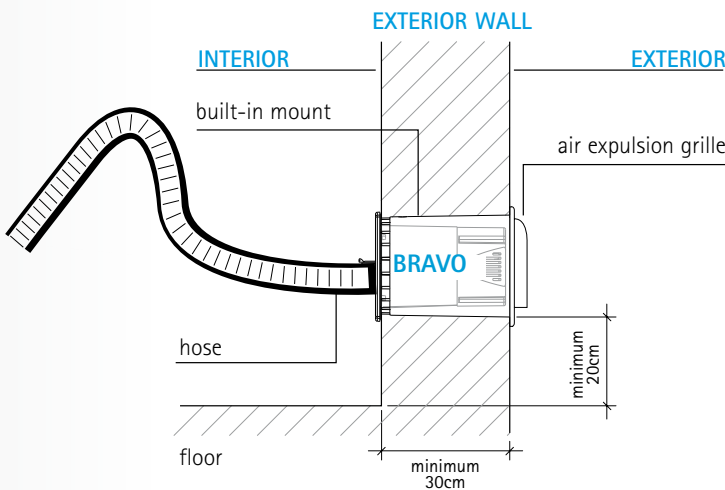
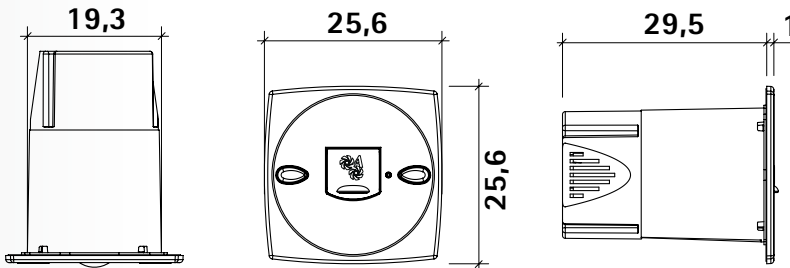
Aertecnica has captured the advantages of a vacuum system in a small, powerful and silent product that is easy to install and use. The machine is housed in a small hole in a perimeter wall: it is the ideal solution for studio flats, shops, small offices, bars, garages and all situations in which space is precious.



A - vacuum socket

Code	AI040	
Model	BRAVO	
Max. recommended surface area m <sup>2</sup>	50	
Number of sockets	1	

Technical specifications	Unit of measurement	Values
No. of operators at the same time	n°	1
Power supply	volts	230
Motor power	W	1.000
Motor rpm	rpm	48.313
Socket power supply voltage	volts	12
Max air flow rate	m <sup>3</sup> /h	172
Max. vacuum	mm H <sub>2</sub> O	2.244
Width	mm	256
Depth	mm	305
Height	mm	256
Weight	kg	4
Noise level	dB	<70



## Accessories



Code	SI040
Description	Built-in support with cover for BRAVO central vacuum unit. (accessory not included)



Code	SI080
Description	Ø80 conveyor mount for BRAVO central vacuum unit. (accessory not included)



Code	TR320
Description	Sound-insulating cap for Ø 300 vent for BRAVO central vacuum unit. (accessory not included)



Code	TR321
Description	Flange for Ø 80 vent for BRAVO central vacuum unit



Code	CM980
Description	Filter bag for BRAVO central vacuum unit (5 pack). (1 bag included with code AI040)



# QB

Technology that simply evolves.

*QB complies with EC directives on safety, efficiency and electromagnetic compatibility. Aertecnica's manufacturing procedures are structured to reduce environmental impact, limiting energy use and excess industrial waste.*



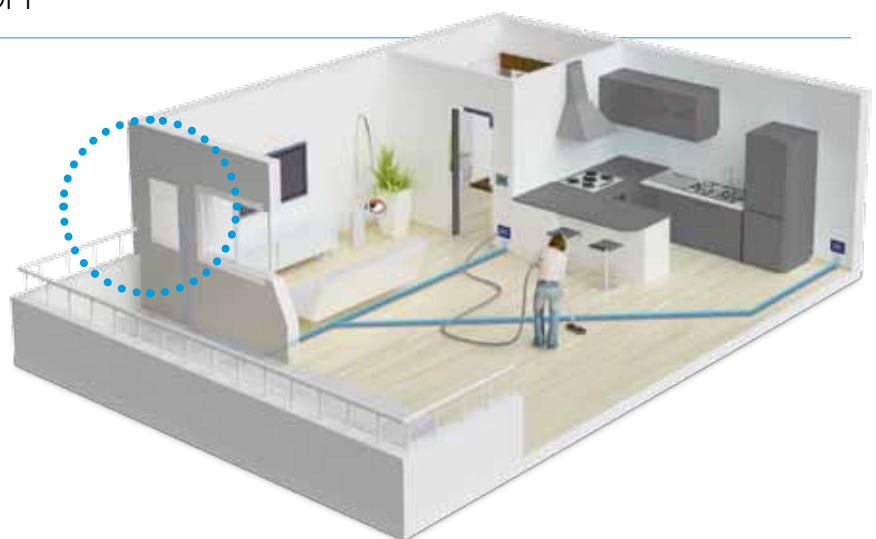
*watch the video and see how QB works*

## QB outdoor solution

*Attention to space, aesthetics and energy savings.*

QB can be installed anywhere without compromising the technical features of a traditional centralised vacuum system.

QB completely neutralises the visual impact of traditional interior or exterior central vacuum units: the growing demands of the world of design and working in constant synergy with architects led Aertecnica to develop a product that would satisfy the aesthetic demands of end customers, without compromising technology or ease of installation.



# QB the central vacuum unit

Versatility, efficiency and ease of assembly: QB, the first central vacuum unit that can be either built-in or wall-mounted, is a new development that further enriches TUBÒ, the centralised vacuum system.



*Innovative and completely accessible for inspection.*

It has a cyclonic compartment with deflectors for channelling the dust and an oval filter cartridge with a high filtering capacity. A single element encloses and isolates the central vacuum unit with a magnetic fastening system that speeds up maintenance operations. QB is a highly innovative and patented product that features the very best of Aertecnica technology. It is compliant with acoustic and thermal standards without compromising on **the energy efficiency class or the acoustic and thermal insulation of the structure.**

*QB Q200 Aertecnica patented central vacuum unit\**

- a revolutionary central vacuum unit
- maximum vacuum power
- cyclonic dust collection compartment and removable, eco-friendly cardboard dust container
- absolutely silent (dB 58)
- simplified maintenance
- highest electrical protection class (IP55)<sup>1</sup>
- reduced footprint

Model	Q200
Code	CM200Q
Description	Central vacuum unit QB Q200
Recommended surface area	m <sup>2</sup> 400
Max. number of sockets*	10

\*Data recommended by the manufacturer.

<sup>1</sup>Patent Pending N°. M02007A000077 | <sup>1</sup> IP55 with channelled air expulsion / IP45 with air expulsion from the flap.

# QB indoor solution

*A perfect balance between technological innovation and design.*

*The central vacuum unit disappears, just like the dust.*

*QB eliminates the visual impact of traditional central vacuum units.*

QB with built-in enclosure is the solution to **modern building needs**. It can be completely built into the wall to save space and maintain the building's aesthetics.

The flap is the only visible element and this can be painted to match the colour of the wall, making it almost invisible.



# QB with built-in enclosure

*The central vacuum unit disappears, just like the dust.*

QB with built-in enclosure is the solution to modern building needs. It can be completely built into the wall to save space and maintain the building's aesthetics. The visible flap can be painted the colour of the wall, making it almost invisible.



## QB with built-in enclosure

### New Design

The new design is easy on the eye. Light, elegant and minimal, it is characterised by a balance of details that make the new QB a perfect fusion of style and technology.

This is not all: the enclosure and flap can be painted to match the walls. In this way the QB becomes a discreet presence that integrates easily into your home.

### Super silent operation

The new QB is a perfect combination of elements that when assembled together ensure minimum noise levels, allowing you to use the central vacuum unit at any time of day.

**QB is compliant with acoustic and technical standards without compromising on the energy efficiency class or the acoustic and thermal insulation of the structure.**


### Simple and quick to maintain

Thanks to the revolutionary elliptical cyclonic filtration system (patented), QB compacts the dust to reduce maintenance operations to a minimum.

With the new QB, cleaning the filter and emptying the dust is easier and quicker than ever. To reduce the size even further, the device is opened from the front; just remove the flap to access the central vacuum unit. A simple and rapid gesture.




Code	CM021Q
Description	<b>BUILT-IN enclosure in high-strength plastic for QB central vacuum unit</b> <ul style="list-style-type: none"> <li>Built-in enclosure for QB Q200 central vacuum unit, complete with temporary flap for masonry work and set-up for electrical connection</li> <li>AerTECNICA Patent Pending N°. M02007A000077</li> </ul>



Code	CM321Q
Description	<b>Insulation for BUILT-IN enclosure in high-strength plastic (code CM021Q) for QB central vacuum unit (code CM200Q)   Optional</b>



Code	CM821Q
Description	<b>Frame and flap kit for BUILT-IN enclosure in high-strength plastic (code CM021Q).</b> <ul style="list-style-type: none"> <li>The kit includes the final frame and flap for sealing the BUILT-IN enclosure in high-strength plastic (code CM021Q).</li> </ul>



## Features

### *Small size, advanced performance.*

Smaller size and higher performance materials, these are the elements that characterise the new QB enclosure. In order to meet the space requirements of the modern construction industry, the enclosure of the new QB is smaller than before and employs high-efficiency thermoplastic materials. In this way, installation is even easier and more versatile than before.

The new QB enclosure is supplied with a temporary flap to preserve the plasterwork (a1). Standard 2 cm thick polystyrene insulation can be supplied on request to further improve the acoustic and thermal insulation (a2).

### *The new enclosure*

a1. temporary flap to preserve plasterwork  
a2. built-in enclosure  
a3. insulation

### *The central vacuum unit*

b1. motor compartment  
b2. patented filtration system  
b3. ecological dust container

### *Frame and flap kit*

c1. frame  
c2. flap



# QB with wall-mounted enclosure

*The QB wall-mounted enclosure is a solution for completing traditional vacuum systems*

QB can be installed anywhere thanks to the wall-mounted enclosure, without compromising the technical features of a traditional centralised vacuum system. It can also be used to complete traditional set-ups for centralised vacuum systems.

## QB with wall-mounted enclosure

Can be installed anywhere, both outside or inside the building. **Can be used as a more compact alternative to complete traditional set-ups** for centralised vacuum systems. Complete with the material needed for installing the QB central vacuum unit.

- Can be installed as part of pre-existing set-ups for traditional centralised vacuum systems.
- Made from heat treated, shaped sheet metal coated with epoxy paint certified for 1000 hours in saline mist.
- Maximum protection against atmospheric agents (IP55)\*
- Total depth cm 23,5
- Flap with reversible opening (RH - LH)
- Set up for electrical connection.
- Inclusive of the material needed for installing the QB200 central vacuum unit.

The QB wall-mounted enclosure is a conventional alternative to the built-in solution and guarantees the same functionality and efficiency.

*QB can be installed anywhere thanks to the wall-mounted enclosure, with the same technical features: silent operation, high degree of protection, cyclonic dust collection system.*



\*IP55 with channelled air expulsion IP45 with air expulsion from the flap

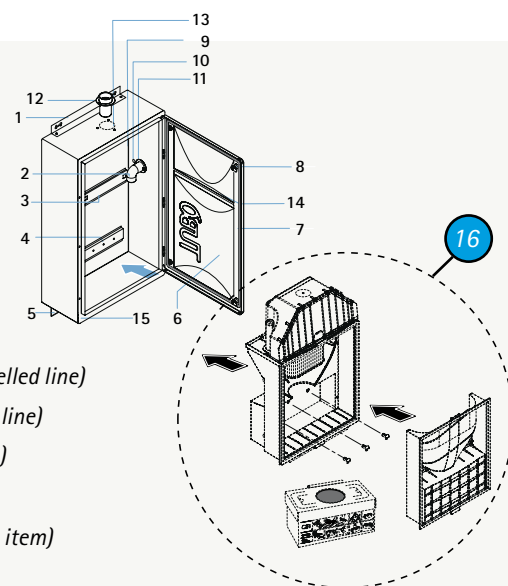


Code	CM020Q
Description	WALL-MOUNTED enclosure for QB Q200

Code	CM220Q
Description	QB WALL-MOUNTED kit (includes QB200 and wall-mounted enclosure)

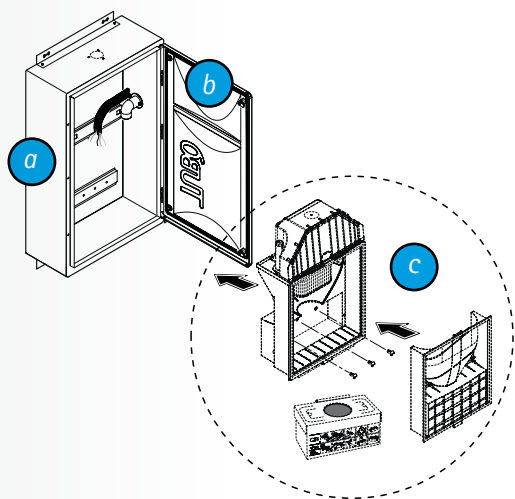
## Components

1. upper bracket for wall mounting
2. dust inlet connector
3. bracket for attaching QB Q200 central vacuum unit
4. bracket for fastening QB Q200 central vacuum unit
5. lower bracket for wall mounting
6. reversible flap (RH-LH)
7. rubber seal
8. lock hardware
9. 230 V power supply line inlet
10. 12V socket line inlet
11. dust inlet connector
12. air expulsion connector (only for channelled line)
13. air expulsion line outlet (for channelled line)
14. air outlet from flap (for direct expulsion)
15. wall-mounted enclosure
16. QB Q200 central vacuum unit (separate item)





## Features



### **a** Wall-mounted enclosure

Enclosure made from heat-treated, shaped sheet metal coated with epoxy paint certified for 1000 hours in saline mist. Offers maximum protection against atmospheric agents (IP55)\*. It has a total depth of 23.5 cm (including the flap). It is set up for electrical connection, making installation of the central vacuum unit easier.

### **b** Flap

With reversible opening. It has a special slot for air expulsion for outdoor installations. It is provided with a seal that couples it with the enclosure.

### **c** Central vacuum unit QB Q200

Innovative and completely accessible for inspection. It has a tangential inlet and cyclonic compartment with deflectors for channelling dust and an oval filter cartridge with a superior filtering capacity.

A single element closes and isolates the central vacuum unit with a magnetic fastening system that speeds up maintenance operations and guarantees lower noise levels.



### Wall-mounted QB enclosure

Its shape means it can also be installed under brick terrace structures.



## Central vacuum unit QB Q200

The QB Q200 central vacuum unit can be wall-mounted, like normal Tubò central vacuum units, or built-in in a metal enclosure with a reversible hatch installed during the system installation process.

*The main features of QB Q200 are:*

- Wall-mounted installation, like normal central vacuum units
- Built-in installation
- Installed when the system is being installed
- Vacuum motor with electronic Soft Start, housed in a specific soundproof compartment.

- Electronic circuit board with transformer from 230 to 12 Volts for electric socket line and EC standard compliant EMC anti-interference filter.
- Tangential dust inlet and cyclonic system with deflectors to channel dust into the container.
- Ecological, removable dust collector, equipped with adhesive closing device to guarantee maximum hygiene.
- Washable polyester filter cartridge with large filtering surface area.
- Built-in safety valve.
- Maintenance from the front with a hook mechanism opening system facilitated by magnets to speed up ordinary maintenance operations and provide maximum practicality.



- System for securing the QB Q200 central vacuum unit to its enclosure using a system of screws that operate from inside the central vacuum unit.
- Reduced noise (58 db) and electric protection class IP55<sup>1</sup> (with channelled air expulsion).

### QB central vacuum unit technical specifications

Power supply	Volts	230
Motor power	W	1.600
Motor rpm	rpm	46.480
Soft Start		yes
Turbine stages	n°	1
Socket power supply voltage	Volts	12
Vacuum power	air watts	653
Frequency	Hz	50/60
Max air flow rate	m <sup>3</sup> /h	195
Maximum vacuum	mbar	313

Filter cartridge surface area	cm <sup>2</sup>	6.500
Filter cartridge material		polyester
Enclosure capacity	litres	13
Remote panel compatibility (Dynamic / Kit)		optional
Max. recommended number of sockets	n°	10
Recommended surface area	m <sup>2</sup>	400

		With built-in enclosure*	With wall-mounted enclosure
Height <sup>2</sup>	cm	83,2	85
Width <sup>2</sup>	cm	54,5	52
Depth <sup>2</sup>	cm	26,1	23,5
Noise level	db	55,8	58
Electrical protection class <sup>1</sup>	IP	IP55 <sup>1</sup>	IP55 <sup>1</sup>
Weight <sup>2</sup>	kg	16	14



<sup>1</sup>IP55 with channelled air expulsion / IP45 with air expulsion from the flap.

<sup>2</sup>Measurements including the central vacuum unit enclosure.

\*High-strength material

## Optional for QB Q200 central vacuum unit



Code	CM8890
Description	Remote panel kit for QB central vacuum units complete with electrical switch plate. Comprised of: <ul style="list-style-type: none"> <li>• Plug socket with indicator n°. 1,</li> <li>• 12V cable for connection to the</li> <li>• Central vacuum unit n°. 1,</li> <li>• Remote panel n°.1,</li> <li>• Mount for remote panel n°. 1,</li> <li>• Vimar Plana electrical switch plate (white granite) n°. 1,</li> <li>• 4 mm thick Plexiglas plate for panel</li> <li>• Remote on Vimar Plana n°. 1</li> </ul>



Code	CMT800
Description	The Dynamic Control Display is an instrument that provides clear indications that are easy to understand. It uses a set of icons and parameters that instantly report the operational status of the central vacuum unit. It is equipped with a reset function that automatically resets the system without having to access the machine in the event of a malfunction. The Dynamic Control Display automatically configures itself to the type of central vacuum unit it is connected to. Compatible with the QB model when LM mode is selected.





# TUBÒ | Pratico

Cleaning has never  
been so easy.



watch the video and see  
how PRATICO works



## Unparalleled practicality.

### *Faster and simpler cleaning.*


PRATICO is a new solution for simplifying the cleaning of rooms equipped with the TUBÒ centralised vacuum system, making cleaning even easier.


PRATICO is the natural evolution of the TUBÒ vacuum system. The flexible hose used for cleaning is concealed inside the wall of your home. An entire vacuum system in a single socket.

## Pratico is comprised of:

### *Features*

1. Reversible flap that can be painted
2. Reversible PRATICO socket
3. Temporary cover for installation
4. PRATICO socket frame for plasterboard walls





## TUBO | Pratico

### The advantages of PRATICO

1. **EASY TO USE:** No need to carry, wind-up or put away the hose after cleaning.
2. **FAST:** Even faster cleaning. With a simple gesture the flap is opened, the hose is pulled out and PRATICO is ready to use.
3. **TAKES UP LITTLE SPACE:** The hose is concealed in the wall. There is no need for a cupboard to store it in.



Cleaning has never  
been so easy.

## PRATICO components

1. 12 metre hose, complete with cover for sliding and protection.
2. End connector for connection to the grip.
3. PRATICO socket complete with flap.
4. Lever for switching on central vacuum unit.
5. Lever for locking hose.



# TUBO | Pratico

## Operation

With PRATICO cleaning has never been so easy.

Just 4 simple gestures are needed to use PRATICO:

1. Open the flap and extract the quantity of hose required for cleaning.
2. Lock the hose using the dedicated lever.
3. Switch on the central vacuum unit by moving the BLUE lever to ON.\*
4. Insert the end connector for the hose into the grip.

Another 4 simple operations are required to conceal PRATICO:

5. With the central vacuum unit still operating, approach the socket and release the grip from the hose.
6. Unlock the hose by moving the lock lever.
7. Obstruct the end connector for the hose with the palm of your hand until it is completely rewound.
8. Switch off the central vacuum unit by closing the flap.\*

Quick, easy, clean: Pratico.

\*NOTE: the PRATICO Wireless system is also available, in the event that electrical wiring was not laid during the installation of the system.




## Dispositions for system design

- It is advisable to install PRATICO in a central position in order to cover the largest area possible. Several PRATICO sockets can be installed for cleaning large spaces.
- PRATICO can only be used on systems with a single operator.
- PRATICO is compatible with the conventional TUBÒ system, allowing for the creation of mixed systems.
- PRATICO is reversible.
- PRATICO can be installed both in masonry walls and plasterboard walls.
- The Ø 2" rigid pipe must have an overall length greater than one metre longer than the hose inside it.
- PRATICO can be installed in the floor or in a false ceiling, with Ø 2" (Ø 50.8 mm) TUBÒ piping and wide radius curves.
- In order to optimise and improve the sliding action of the hose inside the Ø 2" rigid pipe, it is essential to install the system with as few curves as possible and in any case with no more curves than those provided in the PRATICO installation set.
- The central vacuum unit should be selected based on the number of PRATICO sockets installed, as shown in the table below.

N°. PRATICO	Central vacuum unit model
1 - 2 PRATICO	TX3A - TP3A - TP3 - TC3 TX4A - TP4A - TP4 - TC4
3 - 4 PRATICO	TX4A - TP4A - TP4 - TC4







Pratico is comprised of:

1. Reversible flap that can be painted
2. Reversible PRATICO socket
3. Temporary cover for PRATICO socket frame
4. PRATICO socket frame for plasterboard walls



## PRATICO installation set

*Code TR31PR*

Installation set with 1 Ø 2" PRATICO socket for plasterboard walls

Comprised of:

No. 1	code PA070PR	Ø 2" PRATICO socket frame for plasterboard walls
mt. 14	code TR20PR	Ø 2" PRATICO PVC pipe, 1.6 mm thick (per metre) (2 metre bars)
No. 3	code TRX25PR	Ø 2" PRATICO 90° FF wide radius curve in PVC
No. 2	code TRX22PR	Ø 2" PRATICO 45° FF wide radius curve in PVC
No. 2	code TRX28PR	Ø 2" PRATICO 22.5° FF wide radius curve in PVC
No. 5	code TR21PR	Ø 2" PRATICO PVC sleeve with head
No. 1	code TR212	Adaptor sleeve in ABS, Ø50 M to Ø2" F
No. 1	code CF103	Self-sealing adhesive for PVC, 125g tube with dosing device
mt. 25	code PE111	Tube N07VK 2x1 Ø16 IMQ sheath
No. 14	code CF200	OHM metal collar Ø50
No. 15	code PE410	PVC wiring clamps, 30cm, blue (pack of 100)
No. 1		Installation manual



## Code TR41PR

### Installation set with 1 Ø 2" PRATICO socket for masonry walls

Comprised of:

No. 1	code PA075PR	Ø 2" PRATICO socket frame for masonry walls
mt. 14	code TR20PR	Ø 2" PRATICO PVC pipe, 1.6 mm thick (per metre) (2 metre bars)
No. 3	code TRX25PR	Ø 2" PRATICO 90° FF wide radius curve in PVC
No. 2	code TRX22PR	Ø 2" PRATICO 45° FF wide radius curve in PVC
No. 2	code TRX28PR	Ø 2" PRATICO 22.5° FF wide radius curve in PVC
No. 5	code TR21PR	Ø 2" PRATICO PVC sleeve with head
No. 1	code TR212	Adaptor sleeve in ABS, Ø50 M to Ø2" F
No. 1	code CF103	Self-sealing adhesive for PVC, 125g tube with dosing device
mt. 25	code PE111	Tube N07VK 2x1 Ø16 IMQ sheath
No. 15	code PE410	PVC wiring clamps, 30cm, blue (pack of 100)
No. 1		Installation manual



## PRATICO completion kit

### Code K12PR

#### PRATICO 12m completion kit

Comprised of:

No. 1	code PA100PR	PRATICO vacuum socket, white
No. 1	code AP12PR	Ø32 PRATICO hose, 12m long, comprised of connectors and covering sleeve
No. 1	code AP314PR	Curved connector. Ø32 PRATICO grip with pressure regulator



### Code K12WPR

#### PRATICO wireless 12m completion kit

Comprised of:

No. 1	code PA100PR	PRATICO vacuum socket, white
No. 1	code AP12PR	Ø32 PRATICO hose, 12m long, comprised of connectors and covering sleeve
No. 1	code CM184PR	PRATICO wireless kit for switching on / off central vacuum unit models TXA -TPA -TP- TC (complete with receiver)



## PRATICO components (individual codes)

### Code PA100PR



Code PA100PR PRATICO vacuum socket, white

## PRATICO components (individual codes)

### Hose and grip



**Code AP12PR** Ø32 PRATICO hose, 12m long, comprised of connectors and covering sleeve



**Code AP314PR** Curved connector – grip for Ø32 PRATICO hose with pressure regulator

### Wireless kit



**Code CM184PR** PRATICO wireless kit for switching on / off central vacuum unit models TXA -TPA -TP- TC (complete with receiver)

### Socket frame for plasterboard walls +



**Code PA070PR** Ø2" PRATICO socket frame for plasterboard walls

### Socket frame for masonry walls



**Code PA075PR** Ø2" PRATICO socket frame for masonry walls

## PRATICO components (individual codes)

### Pipes and connectors



Code TR20PR

Ø2" PRATICO PVC pipe, 1.6 mm thick (per metre)  
(2 metre bars)



Code TR21PR

Ø2" PRATICO PVC sleeve with head



Code TR212

Adaptor sleeve in ABS Ø50M to Ø2"F



Code TRX28PR

Ø2" PRATICO 22.5° FF wide radius curve in PVC



Code TRX22PR

Ø2" PRATICO 45° FF wide radius curve in PVC



Code TRX25PR

Ø2" PRATICO 90° FF wide radius curve in PVC





 **AERTECNICA**<sup>®</sup>  
think clean



Tertiary  
sector

The better you breathe,  
the better you work.

TUBÒ has become a featured product also in the workplace. Offices, stores, hotels, restaurants, factories and large structures breathe and become hygienic.


*All with extreme simplicity.*



Made  
in Italy



Tested  
Quality



## Central vacuum units for the Terziary sector

### Perfetto and Kompatta KT line

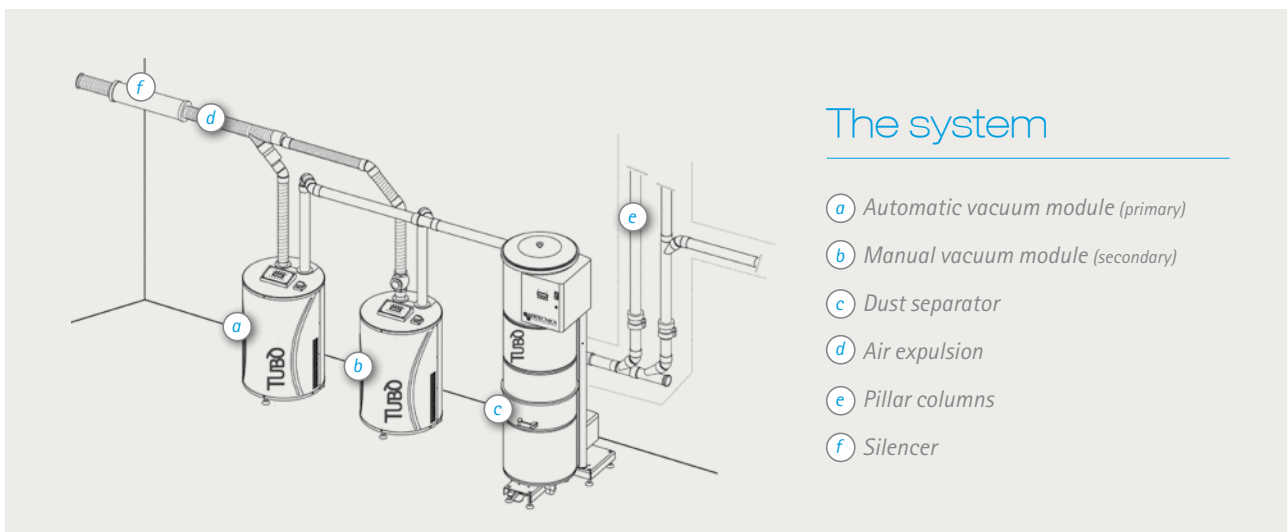
The three-phase Perfetto and Kompatta KT lines are the best solutions for cleaning complex structures (hotels, fitness centres, residences, homes for the elderly etc.). Aertecnica technology and innovation creates highly professional, new tools that guarantee effectiveness and faster, more flexible cleaning for large structures.

- *practicality*
- *easy to use*
- *energy savings*
- *low maintenance costs*
- *several operators at the same time*



## The advantages

- Its practicality and power, also in large buildings (e.g. hotels), recover the initial investment in a short period of time.
- It speeds up cleaning times, permitting two operators to work together in maximum silence and comfort.
- Maintenance costs are low, and savings in labour and consumable materials (bags and filters), make its cost a fraction of that for traditional portable vacuum cleaners.
- It is possible to equip the central power unit with a self-cleaning filter system, which reduces maintenance and guarantees improved suction.



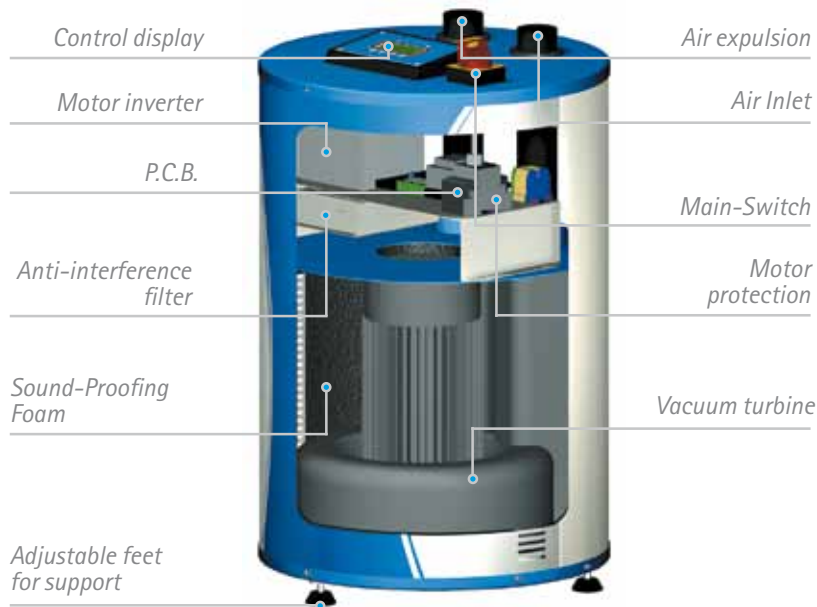


# The Perfetto line: intelligent technology



The technical features of the three-phase PERFETTO line emphasise its advantages in terms of practicality, simplicity of use, energy savings and reduced maintenance costs.

Consisting of a Vacuum Module and a Dust Separator, which is connected to it. The three-phase PERFETTO line makes it possible for 14 operators to work at the same time thanks to greater suction capacity.



## Vacuum module display

The electronic component on the vacuum modules makes it possible to set and view operating parameters using a display screen.



In the event of central vacuum units with 2 or 3 vacuum modules, one of these modules must always be set to automatic vacuum regulation, and the remaining modules must be set to manual regulation.

All vacuum modules are sound-proofed and equipped with a display managed by an intelligent electronic circuit board, which monitors the machine status. In addition, the vacuum modules with automatic vacuum adjustment feature **SOFT START**, which guarantees lower energy consumption and a constant operating vacuum level.

The display on the vacuum module can display the following information:

- motor power uptake, in amperes
- the maximum time the vacuum module can remain in continuous use
- the hours of operation of the vacuum module
- the temperature of the motor chamber
- the operating vacuum in mbar

Differently from normal centralised vacuum systems, these vacuum motor modules can be connected to one another using the serial port provided, with no need for dedicated electrical panels. The status of the machine is shown on the displays of each module, as well as on the DYNAMIC CONTROL DISPLAY (optional extra code CMT800), which is installed in operating positions (reception, hallways, control areas, etc)

This set-up is necessary for proper system operation: the module equipped with automatic regulation will function as the primary motor and will automatically adjust the system's vacuum level until the set level is obtained.

Once the maximum efficiency percentage is obtained, the primary module will activate the secondary module with manual regulation via the serial connection, and will automatically adjust the system's vacuum level to bring it to the set level.



### VACUUM MODULES WITH AUTOMATIC VACUUM REGULATION\*

Code	Model	Description
CI406	M20ES	2.6Kw 230V single-phase
CI416	T20ES	2.2Kw 380V three-phase
CI426	T30ES	4.2Kw 380V three-phase
CI436	T40ES	6.3Kw 380V three-phase
CI446	T60ES	8.7Kw 380V three-phase

### VACUUM MODULES WITH MANUAL VACUUM REGULATION

Code	Model	Description
CI411	TR10S	2.2Kw 380V three-phase
CI421	TR20S	4.0Kw 380V three-phase
CI431	TR30S	5.5Kw 380V three-phase
CI441	TR40S	7.5Kw 380V three-phase

\* Sound-proofed modules with built-in electrical panel and display. Version with inverter

## The Perfetto line: vacuum modules

PERFETTO VACUUM MODULES		VACUUM MODULES WITH AUTOMATIC VACUUM REGULATION					VACUUM MODULES WITH MANUAL VACUUM REGULATION			
Code		CI406	CI416	CI426	CI436	CI446	CI411	CI421	CI431	CI441
Model		M20ES	T20ES	T30ES	T40ES	T60ES	TR10S	TR20S	TR30S	TR40S
Technical specifications										
No. of operators at the same time	n°	2	2	3	4	6	1	2	3	4
Power supply	Volts	230	380	380	380	380	380	380	380	380
Motor power	W	2.600	2.600	4.600	6.300	8.700	2.200	4.000	5.500	7.500
Motor rpm	rpm	3.500	3.500	3.500	3.500	3.500	2.900	2.900	2.900	2.900
Soft Start		YES	YES	YES	YES	YES	NO	NO	NO	NO
Inverter		YES	YES	YES	YES	YES	NO	NO	NO	NO
System vacuum regulation		AUT.	AUT.	AUT.	AUT.	AUT.	MAN.	MAN.	MAN.	MAN.
Socket power supply voltage	Volts	12	12	12	12	12	12	12	12	12
Air flow rate	m <sup>3</sup> /h	360	360	650	810	950	300	540	670	780
Vacuum	mbar	392	392	441	490	490	392	441	441	490
Height (H)	cm	78	78	95	95	95	78	95	95	95
Diameter (Ø)	cm	52	52	66	66	66	52	66	66	66
Weight	kg	48	48	73	86	95	46	71	85	93
Serial Connection for Control Display		YES	YES	YES	YES	YES	YES	YES	YES	YES
Noise level	dB	<70	<70	<70	<73	<74	<70	<70	<70	<70
Air inlet/outlet diameter	mm	63/63	63/63	80/80	100/100	100/100	63/63	80/80	100/100	100/100



# The Perfetto line: separators

## SUMMARY TABLE OF PERFETTO DUST SEPARATORS

Code		CI090	CI150	CI090A	CI150A
Model		LT 90/B	LT 150/B	LT 90/B-AP	LT 150/B-AP
Technical specifications					
Automatic filter cleaning system power supply	Volts	NO	NO	230	230
Filter cartridge surface area	cm <sup>2</sup>	50.000	73.000	50.000	73.000
Filter cartridge material		polyester	polyester	polyester	polyester
Dust container capacity	litres	90	150	90	150
Automatic filter cleaning system operating pressure	bar	NO	NO	3,8	3,8
Automatic filter cleaning system reservoir capacity	litres	NO	NO	9	9
Dimensions (WxDxH)	cm	58x85x175	58x85x175	58x85x175	58x85x175
Weight	kg	70	96	88	110
Noise level	dB	<70	<70	<70	<70
Suction outlet height	cm	150	150	150	150
Suction inlet height	cm	87	87	87	87
Air inlet/outlet diameter	mm	80/80*	100/100*	80/80*	100/100*

\* The air expulsion and inlet vents are reversible (right or left)

*Three-phase Perfetto line separators (from 90 to 150 litres) complete structure of the central vacuum unit. They are equipped with a protection system that prevents excessive pressure values and protects the motor using a compensation valve.*

Code	Model
CI090	LT90/B
CI090A	LT90/B with self-cleaning function
CI150	LT150/B
CI150A	LT150/B with self-cleaning function

Available with or without the self-cleaning system, they also include displays showing the following parameters:

- dust container filling percentage
- filter cartridge saturation percentage
- compressor cylinder pressure during self-cleaning stage
- operating vacuum in mbar

The version with self-cleaning filters also allows you to program filter self-cleaning cycles with a timer, based on how saturated the filter is.

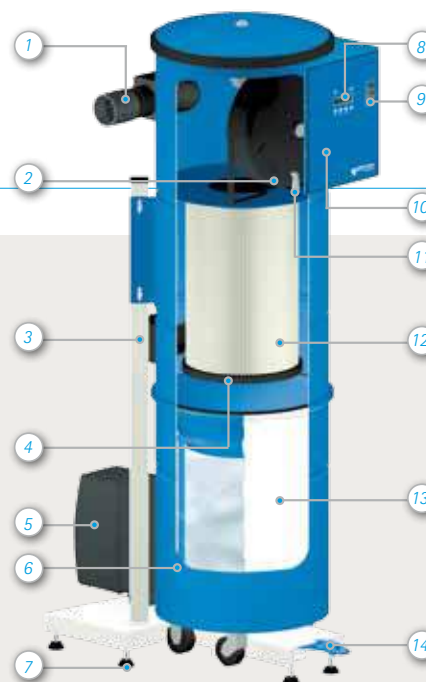
All three-phase Perfetto line separators have a dust container opening/closing system which, thanks to two pedals at the base of the machine, facilitates emptying and maintenance operations.



## Version with self-cleaning system

### Components

1. Reversible air outlet
2. Compressed air cylinder
3. Reversible air inlet
4. Bag full sensor
5. Air cylinder recharging compressor
6. Bag tensioner
7. Adjustable support feet
8. Control display
9. Main switch
10. Built-in compensation valve
11. Condensate drain
12. Polyester filter cartridge
13. Dust collection bag
14. Hydraulic dust container opening/closing device





## Kompatta KT line

The KT line is based on a "PLUG & PLAY" system; this is why it offers our installation technician the guarantee of total reliability and really fast installation, as well as drastically reducing the amount of occupied space.



The three-phase Kompatta KT line was created to satisfy the needs of the service and professional sectors. Its versatility and highly efficient technical features, designed to make it easier to use, offer solutions targeted towards the needs of an increasingly demanding and evolved market. The machine consists of a single structure divided into three sections:

- Upper section: motor housing.
- Central section: dust filter.
- Lower section: cyclone and storage of the vacuumed material.

*The main features of this product are:*

- A wide line of 8 different models.
- From one to three operators at the same time.
- Dust filter.
- Dust filter, with a self-cleaning system.
- Mechanical vacuum regulation.
- Electronic vacuum regulation.
- Electrical panel built into the machine body.
- Built-in and sound-proofed compensation valve.

*Kompatta KT central vacuum unit*

Code	Model	Description
CIKT20M	KT20M	2.6Kw 230V single-phase
CIKT10	KT10	2.2Kw 380V three-phase
CIKT20	KT20	2.2Kw 380V three-phase
CIKT30	KT30	4.2Kw 380V three-phase

Particular attention was placed on guaranteeing silent operation: the use of composite and polyurethane-based materials and the insertion of anti-vibration systems on dynamic parts has considerably reduced the noise level and improved performance and efficiency, bringing them well above standard.

The filter cartridge, made entirely from WASHABLE polyester, has a filtering surface area of approximately 5 m<sup>2</sup>. The self-cleaning system provides for optimal machine operation, limiting pressure drops caused by dirty filter cartridges. The large capacity of the dust container (150 litres), reduces maintenance operations (container emptying).

*The Kompatta KT line was designed for our installation technician.*

PLUG & PLAY technology simplifies connection to the system's central vacuum unit: the single unit structure is equipped with quick electric connectors and terminals included in the installation set, eliminating any errors when making the electrical connections.

*Kompatta KT central vacuum unit with self-cleaning system*

Code	Model	Description
CIKT20MA	KT20MA	2.6Kw 230V single-phase
CIKT10A	KT10A	2.2Kw 380V three-phase
CIKT20A	KT20A	2.2Kw 380V three-phase
CIKT30A	KT30A	4.2Kw 380V three-phase




## Technical table for Kompatta KT line

Code	Unit of measurement	CIKT10	CIKT10A	CIKT20	CIKT20A	CIKT20M	CIKT20MA	CIKT30	CIKT30A
No. of operators at the same time	n°	1	1	2	2	2	2	3	3
Self-cleaning		NO	YES	NO	YES	NO	YES	NO	YES
Power supply	Volts	380	380	380	380	230	230	380	380
Motor power	W	2.200	2.200	2.600	2.600	2.600	2.600	4.600	4.600
Motor rpm	rpm	2.900	2.900	3.500	3.500	3.500	3.500	3.500	3.500
Socket power supply voltage	Volts	12	12	12	12	12	12	12	12
Air flow rate	m³/h	300	300	360	360	360	360	650	650
Max. vacuum	mbar	392	392	392	392	392	392	491	491
Dimensions	WxDxH	92x76x196	92x76x196	92x76x196	92x76x196	92x76x196	92x76x196	92x76x196	92x76x196
Weight	kg	132	150	132	150	132	150	152	170
Diameter	Ø (cm)	56	56	56	56	56	56	56	56
Noise level	dB	<70	<70	<70	<70	<70	<70	<70	<70
Filter cartridge surface area	cm²	50.000	50.000	50.000	50.000	50.000	50.000	50.000	50.000
Filter cartridge material		POLYESTER	POLYESTER	POLYESTER	POLYESTER	POLYESTER	POLYESTER	POLYESTER	POLYESTER
Container capacity	l	150	150	150	150	150	150	150	150
Air inlet/outlet diameter	mm	80/80*	80/80*	80/80*	80/80*	80/80*	80/80*	80/80*	80/80*

\* The air expulsion and inlet vents are reversible (right or left)

## Version with self-cleaning system



## Dynamic Control Display : Total control, at a distance



*For PERFETTO three-phase central vacuum units for the TUBO system (optional)*

This is an electronic device that is positioned in an area other than where the central vacuum unit is installed (e.g. reception, hall, etc...), and is used to automatically reset the system without having to access the machine in the event of a detected anomaly.

*The Dynamic Control Display requires an auxiliary 12 Vdc power supply.*

It shows:

- correct central vacuum unit operation
- the presence of system faults and blocks
- the temperature of the vacuum turbine
- the operating vacuum

<b>Code</b>	<b>CMT800</b>
<b>Description</b>	Dynamic Control Display Selecting TRbus mode allows you to use the Dynamic Control Display with the following central vacuum units exclusively: PERFETTO three-phase. Compatible with the electrical switch plates of the most prestigious brands available on the market. Electrical switch plate not included.

## Complementary accessories for three-phase central vacuum units



A silencer is essential in every central vacuum unit. It should be installed on the air expulsion pipe, near the grille: the type of silencer is chosen based on the diameter (Ø) of the expulsion pipe. A silencer with a diameter larger than the outlet diameter of the central vacuum unit is recommended for expulsion lines longer than 6 metres.

C1360	Metal silencer Ø 63 <i>(Dimensions: height 50cm x Ø15)</i>
C1365	Plastic silencer Ø 63 <i>(Dimensions: height 36cm x Ø15)</i>

C1380	Metal silencer Ø 80 <i>(Dimensions: height 70cm x Ø17)</i>
C1385	Plastic silencer Ø 80 <i>(Dimensions: height 56cm x Ø15)</i>

C1390	Metal silencer Ø 100 <i>(Dimensions: height 70.5cm x Ø20)</i>
C1397	Metal silencer Ø 160 <i>(Dimensions: height 90.5cm x Ø22)</i>



The check valve or non-return valve is a valve that allows the air in the vacuum system to flow in a single direction only.

C1561	Check valve for TR10S-M20ES-T20ES
C1581	Check valve for TR20S-T30ES
C1591	Check valve for TR30S-TR40S

N.B. The silencers and check valves for the three-phase central vacuum units are supplied complete with rubber sleeve and metal clamps for connection





## Each to his own socket...

AerTECNICA's line of vacuum sockets, elegant and suitable for any environment, offers designs and colours that can be perfectly combined with the main brands of electrical switch plates available on the market. Discover the full line of sockets at:

[www.aerTECNICA.com](http://www.aerTECNICA.com)

*The socket is opened instantly and the hose can be easily inserted. Closing the socket is just as easy and safety is guaranteed by a seal that prevents any dust from escaping.*



## Easy and safe

*The New Air socket body is compatible with all major electrical switch plate brands. The switch plates are not supplied by AerTECNICA, but are available from any electric parts reseller.*

To use the TUBÒ vacuum system, just insert the practical and light-weight hose into any of the vacuum sockets positioned throughout the house.

The socket is opened instantly and the hose can be easily inserted. Closing the socket is just as easy and safety is guaranteed by a seal that prevents any dust from escaping.



Sirio New Air  
with normal  
opening



Sirio New Air  
Comfort



Vac Pan  
Active



Logik  
New Air



Ecelettis  
Tubò



Touch  
New Air Allumia



Square  
Single colour



Square  
Two-colour



Tech  
Active

## The reasons behind the success of Aertecnica sockets

Aertecnica registered its first patent in Italy in 1992, revolutionising the market of sockets for Central Vacuum System vacuum systems.

- Captivating design
- Compatible with all major brands of electrical switch plates
- Easy ergonomic opening
- Solid and robust
- Long life



Bticino  
Light Tech



Bticino  
Light



Bticino  
Axolute



Bticino  
Living Light Air



Bticino  
International



Bticino  
Mátix



Vimar  
Arké



Vimar  
Plana



Vimar  
Plana silver



Vimar  
Rondo



Vimar  
Eikon



Gewiss  
Playbus



Gewiss  
Chorus - Art



Gewiss  
Chorus - Lux



ABB  
Élos



Legrand  
Mosaic



Legrand  
Vela



Legrand  
Cross



Ave  
Banquise



Ave  
New Air Touch



Ave  
New Air Touch  
Allumia

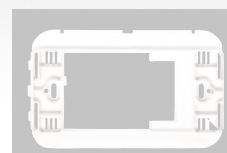


## Technological excellence

From a technical point of view, Aertecnica was the first company to resolve the problem of perfectly fastening the socket to the wall. Made from high quality thermoplastic materials, the Air sockets, now called New Air sockets, are sufficiently robust and rigid to prevent any flexion that could cause air leaks in the system. The OR dual seal ensures perfect contact between the socket and socket frame, even in the event that the socket frame is not perfectly flush with the plasterwork. All these features ensure the vacuum system works perfectly.



a New Air socket body



b Adapter support for electrical switch plates



c Electrical switch plate\*: complete socket



d Facilitated opening for hose insertion

\* Not supplied by Aertecnica

Products	New Air socket body + Adaptor support   Code for complete socket*							
	White	Gloss white	Ivory	Light grey	Metallic grey	Gloss light metallic grey	Dark grey	Gloss dark grey   Gloss black
BTICINO								
Màtix - Magic	NA620 + NA697							
Axolute		NA624 + NA698				NA622 + NA687		NA623 + NA688
International							NA610 + NA670	
Light	NA620 + NA672							
Light Tech					NA621 + NA673			
Living light	NA620 + NA672				NA621 + NA673		NA610 + NA670	
Living light Air* NEW	PA251				PA252		PA250	
VIMAR								
Eikon	NA620 + NA693						NA610 + NA695	
Eikon Next					NA621 + NA694			
Eikon Evo NEW	NA620 + NA402				NA621 + NA401		NA610 + NA400	
Plana Silver						NA622 + NA696		
Plana	NA620 + NA693							
Idea-Rondo			NA625 + NA676	NA615 + NA674				
Arké* NEW	PA256						PA255	
GEWISS								
Chorus	NA620 + NA690					NA622 + NA691	NA610 + NA692	
Playbus							NA610 + NA684	
LEGRAND								
Vela	NA620 + NA685						NA610 + NA686	
Cross	NA620 + NA685							
Mosaic	NA620 + NA685							
ABB								
Elos							NA610 + NA689	
AVE								
System 44	NA620 + NA683							NA627 + NA677
System 45			NA625 + NA680	NA615 + NA678				
Banquise	NA620 + NA682							
Life 44								NA627 + NA677
Domus 100	NA620 + NA683							
Allumia NEW						NA622 + NA679		



NEW AIR socket



**TUBO**<sup>®</sup>  
the advanced vacuum system.

**AERTECNICA**<sup>®</sup>  
think clean

New Air socket body Comfort + Adaptor support				
	White	Ivory	Light grey	Dark grey
				NA630 + NA670
NA640 + NA672				
NA640 + NA672				NA630 + NA670
NA640 + NA693				NA630 + NA695
NA640 + NA402				NA630 + NA400
NA640 + NA693				
		NA645 + NA676	NA635 + NA674	
NA640 + NA690				NA630 + NA692
				NA630 + NA684
NA640 + NA685				NA630 + NA686
NA640 + NA685				
NA640 + NA685				
				NA630 + NA689
NA640 + NA683				NA660 + NA683
		NA645 + NA680	NA635 + NA678	
NA640 + NA682				




Vacuum sockets, Accessories, System components and spare parts

## New Air socket bodies

### New Air socket bodies

Versatility, captivating design, ergonomic opening, strength, high quality materials; the TUBÒ New Air socket bodies are both reliable and durable. They can be perfectly combined with the major brands of electrical switch plates available on the market.





The central vacuum unit is switched on by inserting the hose, or in the event of an electrified hose, by using the switch on the grip. Compatible with New Air socket frame codes PA012 | PA022 | PA014.

image	code	product
	NA623	NEW AIR Bticino AXOLUTE socket body, glossy dark grey
	NA622	NEW AIR BTicino AXOLUTE, Gewiss CHORUS, Vimar PLANA SILVER, Ave ALLUMIA socket body, glossy metallic light grey
	NA624	NEW AIR Bticino AXOLUTE socket body, glossy white
	NA610	NEW AIR Bticino INTERNATIONAL, LIVINGLIGHT, Gewiss PLAYBUS, CHORUS, Legrand VELA, Vimar EIKON, EIKON EVO, ABB ELÖS socket body, dark grey
	NA621	NEW AIR Bticino LIGHT TECH, LIVINGLIGHT, Vimar EIKON NEXT, EIKON EVO socket body, metallic grey.
	NA620	NEW AIR Bticino LIGHT, MATIX, MAGIC, LIVINGLIGHT, Ave BANQUISE, SISTEMA 44, DOMUS 100, Vimar PLANA, EIKON, EIKON EVO, Legrand VELA, CROSS, MOSAIC, Gewiss CHORUS socket body, white
	NA615	NEW AIR Vimar IDEA RONDO, Ave SISTEMA 45 socket body, light grey
	NA625	NEW AIR Vimar IDEA RONDO, Ave SISTEMA 45 socket body, ivory
	NA627	NEW AIR Ave SISTEMA 44, LIFE 44 socket body, glossy black

New Air socket bodies are supplied complete with installation screws and electrical connection terminals

## New Air Comfort socket bodies

The same specifications as the New Air socket, but with a sliding release flap-lock that offers a high level of protection for the socket and thereby for the vacuum system itself. For use in public or unmonitored spaces or simply in areas in which the socket should not be easy to open. The central vacuum unit is switched on by inserting the hose, or in the event of an electrified hose, by using the switch on the grip. Compatible with New Air socket frame codes PA012 | PA022 | PA014.

image	code	product
	<b>NA630</b>	NEW AIR COMFORT Bticino INTERNATIONAL, LIVINGLIGHT, Gewiss PLAYBUS, CHORUS, Legrand VELA, Vimar EIKON, EIKON EVO, ABB ELOS socket body, dark grey.
	<b>NA635</b>	NEW AIR COMFORT Vimar IDEA RONDO, Ave SISTEMA 45 socket body, light grey
	<b>NA640</b>	NEW AIR COMFORT Bticino LIGHT, LIVINGLIGHT, Ave BANQUISE, Vimar PLANA, EIKON, EIKON EVO, Legrand VELA, CROSS, MOSAIC, Gewiss CHORUS socket body, white.
	<b>NA645</b>	NEW AIR COMFORT Vimar IDEA RONDO, Ave SISTEMA 45 socket body, ivory

New Air Comfort socket bodies are supplied complete with installation screws and electrical connection terminals

## Adapter supports for electrical switch plates

### Bticino supports











image	code	product
	<b>NA688</b>	Adapter support for BTicino AXOLUTE electrical switch plate, glossy dark grey
	<b>NA687</b>	Adapter support for BTicino AXOLUTE electrical switch plate, glossy metallic light grey
	<b>NA698</b>	Adapter support for Bticino AXOLUTE switch plate, glossy white
	<b>NA670</b>	Adapter support for BTicino INTERNATIONAL, LIVINGLIGHT electrical switch plate, dark grey.
	<b>NA673</b>	Adapter support for BTicino LIGHT TECH, LIVINGLIGHT electrical switch plate, metallic grey.

image	code	product
	<b>NA672</b>	Adapter support for BTicino LIGHT, LIVINGLIGHT electrical switch plate, white.
	<b>NA697</b>	Adapter support for BTicino MÁTIX, MAGIC electrical switch plate, white.







### Vimar supports

image	code	product
	<b>NA400</b>	Adapter support for Vimar EIKON EVO electrical switch plate, dark grey
	<b>NA401</b>	Adapter support for Vimar EIKON EVO electrical switch plate, metallic grey
	<b>NA402</b>	Adapter support for Vimar EIKON EVO electrical switch plate, white
	<b>NA695</b>	Adapter support for Vimar EIKON electrical switch plate, dark grey
	<b>NA694</b>	Adapter support for Vimar EIKON NEXT electrical switch plate, metallic grey
	<b>NA696</b>	Adapter support for Vimar PLANA SILVER electrical switch plate, glossy metallic light grey
	<b>NA693</b>	Adapter support for Vimar PLANA, EIKON electrical switch plate, white
	<b>NA674</b>	Adapter support for Vimar IDEA RONDO electrical switch plate, light grey
	<b>NA676</b>	Adapter support for Vimar IDEA RONDO electrical switch plate, ivory

### Gewiss supports

image	code	product
	<b>NA692</b>	Adapter support for Gewiss CHORUS electrical switch plate, dark grey
	<b>NA691</b>	Adapter support for Gewiss CHORUS electrical switch plate, glossy metallic light grey
	<b>NA690</b>	Adapter support for Gewiss CHORUS electrical switch plate, white
	<b>NA684</b>	Adapter support for Gewiss PLAYBUS electrical switch plate, dark grey

### Ave supports

image	code	product
	<b>NA679</b>	Adapter support for Ave ALLUMIA electrical switch plate, glossy metallic light grey
	<b>NA677</b>	Adapter support for Ave SISTEMA 44, LIFE 44 electrical switch plate, glossy black
	<b>NA683</b>	Adapter support for Ave SISTEMA 44, DOMUS 100 electrical switch plate, white
	<b>NA678</b>	Adapter support for Ave SISTEMA 45 electrical switch plate, light grey
	<b>NA680</b>	Adapter support for Ave SISTEMA 45 electrical switch plate, ivory
	<b>NA682</b>	Adapter support for Ave BANQUISE electrical switch plate, white

### Legrand supports




image	code	product
	<b>NA686</b>	Adapter support for Legrand VELA electrical switch plate, dark grey

image	code	product
	<b>NA685</b>	Adapter support for Legrand CROSS, VELA, MOSAIC electrical switch plate, white electrical switch plate, white




### ABB supports

image	code	product
	<b>NA689</b>	Adapter support for ABB ELÒS electrical switch plate, dark grey

## Complete vacuum sockets for the TUBÒ vacuum system

### *New Air Bticino Living Light Air vacuum sockets (complete with socket body and electrical switch plate support | Electrical switch plate not included)*



The FIRST socket for centralised vacuum systems, compatible with the exclusive Bticino Living light AIR\* line. EXCLUSIVE to the TUBÒ system, Bticino LIVING LIGHT AIR\* is at the height of aesthetic innovation. Sockets complete with socket body and electrical switch plate support. Electrical switch plate excluded and not supplied by Aertecnica. NOTE: This line of sockets is different to the BTICINO Living light line. Compatible with New Air socket frame codes PA012 | PA022 | PA014.

image	code	product
	<b>PA250</b>	NEW AIR Bticino Living Light Air socket, dark grey Electrical switch plate not included
	<b>PA251</b>	NEW AIR Bticino Living Light Air socket, white Electrical switch plate not included
	<b>PA252</b>	NEW AIR Bticino Living Light Air socket, metallic grey Electrical switch plate not included

The New Air Bticino Living Light Air sockets are supplied complete with installation screws and electrical connection terminals.

### *New Air Vimar Arké vacuum sockets (complete with socket body and electrical switch plate support | Electrical switch plate not included)*



Featuring made in Italy quality, Arké is the Vimar's latest product. This series is distinguished by its contemporary looks, modern materials, functional and intuitive controls and an automation system that helps save energy in the home. Arké becomes part of daily life in a concrete and intelligent way. Sockets complete with socket body and electrical switch plate support. Electrical switch plate excluded and not supplied by Aertecnica. Compatible with New Air socket frame codes PA012 | PA022 | PA014

image	code	product
	<b>PA255</b>	NEW AIR Vimar Arké socket, dark grey Electrical switch plate not included
	<b>PA256</b>	NEW AIR Vimar Arké socket, white Electrical switch plate not included

New Air Vimar Arké sockets are supplied complete with installation screws and electrical connection terminals.

### Sirio New Air vacuum sockets with normal opening

Captivating design, ergonomic opening, strength, high quality materials; the Sirio New Air vacuum sockets are both reliable and durable. Electrical switch plate included. Compatible with New Air socket frame codes PA012 | PA022 | PA014.

image	code	product
	<b>NA606</b>	SIRIO NEW AIR socket, white Electrical switch plate included
	<b>NA608</b>	SIRIO NEW AIR socket, ivory Electrical switch plate included

### Sirio New Air Comfort vacuum sockets

The same specifications as the Sirio New Air sockets, but with a sliding release flap-lock that offers a high level of protection for the socket and thereby for the vacuum system itself. For use in public or unmonitored spaces or simply in areas in which the socket should not be easy to open. Compatible with New Air socket frame codes PA012 | PA022 | PA014.






image	code	product
	<b>NA605</b>	SIRIO NEW AIR COMFORT socket, white Electrical switch plate included
	<b>NA607</b>	SIRIO NEW AIR COMFORT socket, ivory Electrical switch plate included

The Sirio New Air Comfort vacuum sockets are supplied complete with installation screws and electrical connection terminals



## New Air Touch sockets



Just one touch is all you need to understand that everything else is far behind, completely forgotten. New Air Touch, Ave sistema 44 is an incredible line that provides advanced technology with a physical, tactile beauty. A vertical slide with style: New Air Touch covers the sockets with elegant retracting systems. The sockets include a socket body, electrical switch plate support and electrical switch plate. Compatible with New Air socket frame codes PA012 | PA022 | PA014.

image	code	product
	PA224	NEW AIR TOUCH socket, Ave Sistema 44, absolute black <i>Exclusive to the TUBÒ System.</i> Completely concealed socket. Built-in sliding electrical switch plate.
	PA226	NEW AIR TOUCH socket, Ave Sistema 44, silver grey <i>Exclusive to the TUBÒ System.</i> Completely concealed socket. Built-in sliding electrical switch plate.
	PA225	NEW AIR TOUCH socket, Ave Sistema 44, glossy white <i>Exclusive to the TUBÒ System.</i> Completely concealed socket. Built-in sliding electrical switch plate.
	PA227	NEW AIR TOUCH socket, Ave Sistema 44, aquamarine <i>Exclusive to the TUBÒ System.</i> Completely concealed socket. Built-in sliding electrical switch plate.
	PA228	NEW AIR TOUCH socket, Ave Sistema 44, Pompeii red <i>Exclusive to the TUBÒ System.</i> Completely concealed socket. Built-in sliding electrical switch plate.

New Air Touch vacuum sockets are supplied complete with installation screws and electrical connection terminals

## New Air Allumia Touch sockets (sliding electrical switch plate and New Air socket body with built-in electrical switch plate support)

Aertecnica, always quick to adapt to new market trends, completes its line of Ave sockets for the TUBÒ vacuum system with the products in the Allumia Touch line. The solution is a highly aesthetic one: these sockets with vertical sliding electrical switch plate ensure perfect integration and homogeneity of the TUBÒ system with the other electrical switch plates in the Allumia line and are available in light natural aluminium and dark aluminium finishes. Advanced technology combined with a unique design. Compatible with New Air socket frame codes PA012 | PA022 | PA014.

image	code	product
	PA232	NEW AIR ALLUMIA TOUCH, Ave Sistema 44 socket, silver grey with electrical switch plate in light natural aluminium. <i>Exclusive to the TUBÒ System.</i> Completely concealed socket. Built-in sliding electrical switch plate.
	PA233	NEW AIR ALLUMIA TOUCH, Ave Sistema 44 socket, silver grey with electrical switch plate in dark natural aluminium. <i>Exclusive to the TUBÒ System.</i> Completely concealed socket. Built-in sliding electrical switch plate.

New Air Allumia Touch vacuum sockets are supplied complete with installation screws and electrical connection terminals

## Logik New Air sockets



image	code	product
	PA700	LOGIK NEW AIR socket, white

Logik New Air vacuum sockets are supplied complete with installation screws and electrical connection terminals

## ECLETTIS | TUBÒ vacuum sockets

### Eclettis TUBÒ sockets

Eclettis TUBÒ is the ideal solution for particularly special architectural spaces. In satin finish or white stainless steel, it combines aesthetic design with high technology. The central vacuum unit is switched on by inserting the hose, or in the event of an electrified hose, by using the switch on the grip. Compatible with Eclettis socket frame code PA080



image	code	product
	<b>PA800</b>	ECLETTIS-TUBÒ socket - stainless steel Completely built-in socket. Compatible with socket frame kit code PA080.
	<b>PA810</b>	ECLETTIS-TUBÒ socket - white Completely built-in socket. Compatible with socket frame kit code PA080.

ECLETTIS-TUBÒ vacuum sockets are supplied complete with installation screws and electrical connection terminals

## TECH vacuum sockets

### Tech Active sockets

The central vacuum unit is switched on by inserting the hose, or in the event of an electrified hose, by using the switch on the grip. Compatible with Tech socket frame codes PA010 | PA020 | PA025 | PA030










image	code	product
	<b>PA110</b>	TECH ACTIVE Ø 32 socket, white The central vacuum unit turns on when the flap is opened using a built-in micro switch. Compatible with socket frame code PA010.
	<b>PA111</b>	TECH ACTIVE Ø 40 socket, white The central vacuum unit turns on when the flap is opened using a built-in micro switch. Compatible with socket frame code PA010.
	<b>PA115</b>	TECH ACTIVE Ø 32 socket, ivory The central vacuum unit turns on when the flap is opened using a built-in micro switch.
	<b>PA116</b>	TECH ACTIVE Ø 40 socket, ivory The central vacuum unit turns on when the flap is opened using a built-in micro switch.

Tech Active vacuum sockets are supplied complete with installation screws and electrical connection terminals

## Square vacuum sockets

### Square sockets

Robust and compact. 8x8 cm. The central vacuum unit is switched on by inserting the hose, or in the event of an electrified hose, by using the switch on the grip. Compatible with Square socket frame codes PA060 | PA061 | PA062


image	code	product
	<b>PA600</b>	SQUARE socket, white Compatible with socket frame codes PA060   PA062.
	<b>PA601</b>	SQUARE socket, ivory Compatible with socket frame codes PA060   PA062.
	<b>PA602</b>	SQUARE socket, black Compatible with socket frame codes PA060   PA062.
	<b>PA603</b>	SQUARE socket, mocha Compatible with socket frame codes PA060   PA062.
	<b>PA604</b>	SQUARE socket, glossy metallic light grey Compatible with socket frame codes PA060   PA062.
	<b>PA605</b>	SQUARE socket, glossy dark grey Compatible with socket frame codes PA060   PA062.
	<b>PA606</b>	SQUARE socket, two-tone (black body and white flap) Compatible with socket frame codes PA060   PA062.
	<b>PA607</b>	SQUARE socket, two-tone (glossy metallic light grey body and white flap) Compatible with socket frame codes PA060   PA062.
	<b>PA608</b>	SQUARE socket two-tone (glossy dark grey body and white flap) Compatible with socket frame codes PA060   PA062.

Square vacuum sockets are supplied complete with installation screws and electrical connection terminals

## Floor vacuum sockets

### Floor sockets

FLOOR sockets are recommended for industrial vacuum systems. They are especially suitable for large areas without dividing walls. These sockets are not recommended for floors that are frequently washed, or where oils or other liquids are present. This is to prevent water penetration into the pipes. Compatible with Floor socket frame codes PA040 | PA045

image	code	product
	<b>PA516</b>	Satin finish aluminium FLOOR Ø 32 socket, floor-mounted without micro switch Key (code PA551) for socket not included
	<b>PA536</b>	Satin finish aluminium FLOOR Ø 40 socket, floor-mounted without micro switch • Socket for industrial use Key (code PA551) for socket not included
	<b>PA510</b>	Satin finish aluminium FLOOR Ø 32 socket, floor-mounted with micro switch Key (code PA551) for socket not included
	<b>PA530</b>	Satin finish aluminium FLOOR Ø 40 socket, floor-mounted with micro switch • Socket for industrial use Key (code PA551) for socket not included

## Vac Pan vacuum sockets for furniture - skirting boards

### Vac Pan sockets for furniture - skirting boards



Modern design, suitable for all types of kitchen but also at home in workshops, hairdressing salons and shops. The central vacuum unit is switched on or off by pressing or releasing the lever with your foot. Dust near the socket is rapidly vacuumed with the aid of a broom.


















image	code	product
	<b>PA400</b>	ACTIVE VAC PAN socket for furniture, white, with installation kit installation kit with hose clips and connector to facilitate installation. The central vacuum unit is switched on or off by moving the front lever on the socket.
	<b>PA405</b>	ACTIVE VAC PAN socket for furniture, black, with assembly kit installation kit with hose clips and connector to facilitate installation. The central vacuum unit is switched on or off by moving the front lever on the socket.
	<b>PA407</b>	ACTIVE VAC PAN socket for furniture, metallic grey with assembly kit installation kit with hose clips and connector to facilitate installation. The central vacuum unit is switched on or off by moving the front lever on the socket.
	<b>PA410</b>	ACTIVE VAC PAN socket for furniture, white The central vacuum unit is switched on or off by moving the front lever on the socket. Compatible with steel socket frame for masonry walls code PA033

image	code	product
	PA415	ACTIVE VAC PAN socket for furniture, black The central vacuum unit is switched on or off by moving the front lever on the socket. Compatible with steel socket frame for masonry walls code PA033
	PA417	ACTIVE VAC PAN socket for furniture, metallic grey The central vacuum unit is switched on or off by moving the front lever on the socket. Compatible with steel socket frame for masonry walls code PA033
	PA038	Cover in satin finish stainless steel for VAC PAN sockets (for codes PA400, PA405, PA407, PA410, PA415, PA417)
	PA036	Finishing frame for Vac Pan socket for white skirting board for steel socket frame for masonry walls code PA033
	PA037	Finishing frame for Vac Pan socket for black skirting board for steel socket frame for masonry walls code PA033
	PA039	Curved connector for VAC PAN socket
	PA033	Steel socket frame for masonry walls kit for Vac Pan socket. Compatible with finishing frame codes PA036 and PA037. Dimensions 36x10x20H cm








## OPEN vacuum sockets

### Open sockets

Vacuum sockets for outdoors, strong and easy to install.

image	code	product
	PA455	OPEN Ø 32 socket, white Should be connected to Ø50 female connectors in PVC
	PA450	OPEN Ø 32 socket with IP44 micro switch, white Should be connected to Ø50 pipe in PVC
	PA460	OPEN Ø 32 socket in Moplen, with IP65 micro switch
	PA470	OPEN Ø 40 socket in Moplen, with IP65 micro switch • Socket for industrial use
	PA465	OPEN Ø 32 socket in Moplen, without micro switch
	PA475	OPEN Ø 40 socket in Moplen, without micro switch • Socket for industrial use

## Complementary accessories for sockets

image	code	product
	<b>PA490</b>	Ø 60-63 radiator sleeve with metal clamps for the installation of OPEN socket codes PA460, PA465, PA470, PA475
	<b>PA034</b>	Frame for plasterwork finishing for NEW AIR sockets Dimensions: 10x7x5.5 cm (WxHxD)
	<b>PA309</b>	0.5 - 4 cm modular extension for AIR, NEW AIR, LOGIK NEW AIR, SQUARE sockets
	<b>PA311</b>	1.5 - 5 cm modular extension for TECH sockets
	<b>PA312</b>	3 cm modular extension for FLOOR sockets
	<b>PA313</b>	2 cm modular extension for FLOOR sockets
* Extensions are necessary when the socket frame is not properly installed with respect to the reference surface and an airtight seal of the system is not guaranteed.		
	<b>PA551</b>	Stainless steel key for AIR, NEW AIR vacuum sockets with protected opening, FLOOR
	<b>PA570</b>	Hole cover for AIR, NEW AIR socket frame, box code PE309 and code PE310.
	<b>PA325</b>	Hole cover for TECH socket frame
	<b>PA580</b>	Airtight protection for NEW AIR socket To be used with the Ave Sistema 45 electrical switch plate support, available in light grey, code NA678 and ivory, code NA680, or with the Ave Banquise electrical switch plate support, in white, code NA682.
	<b>NA699</b>	Micro switch for NEW AIR sockets with installation screws This is used to activate the central vacuum unit when the flap is opened for Sirio New Air, New Air, Logik New Air sockets and New Air socket bodies. With this accessory the purchase of electrified pipes with switch is not required.

## Ø 32 cleaning accessory kits












image	code	product
	AP254	<p>Ø 32 7m complete QUICK FLOW hose with switch for starting the central vacuum unit and pressure regulator</p> <p>Comprised of:</p> <ul style="list-style-type: none"> <li>• TUBÒ Bag</li> <li>• Set of brushes for: jointed dusting, crevices, radiators, clothes, mattresses and upholstery with felt, 30 cm universal floor brush with castors and bristles, brush for wooden floors, with natural horsehair bristles and castors in felt</li> <li>• Advanced chrome-plated telescopic extension</li> <li>• Ø32 7m complete electrified QUICK FLOW hose with switch for starting the central vacuum unit and speed regulator.</li> </ul> <p>Open TUBÒ Bag dimensions: Dimensions 67x51x20 cm (WxDxH)   Weight: 7.5 Kg c/w accessories</p>
	AP253	<p>Ø32 DELUXE KIT</p> <p>Comprised of:</p> <ul style="list-style-type: none"> <li>• TUBÒ Bag</li> <li>• Set of brushes for: jointed dusting, crevices, radiators, clothes, mattresses and upholstery with felt, 30 cm universal floor brush with castors and bristles, brush for wooden floors, with natural horsehair bristles and castors in felt</li> <li>• Advanced chrome-plated telescopic extension</li> </ul> <p>Open TUBÒ Bag dimensions: Dimensions 67x51x20 cm (WxDxH)   Weight: 4.6 Kg c/w accessories</p>
	AP244	<p>Ø 32 Standard Kit</p> <p>Comprised of:</p> <ul style="list-style-type: none"> <li>• TUBÒ Easy Sack</li> <li>• Metal hose hook and TUBÒ Easy Sack holder</li> <li>• Set of brushes for: jointed dusting, crevices, radiators, clothes, mattresses and upholstery with felt, 30 cm universal floor brush with castors and bristles</li> <li>• Advanced chrome-plated telescopic extension</li> </ul> <p>Open Tubò Easy Sack dimensions: 35x22x16 cm (WXDXH)   Weight: 2.2 Kg c/w accessories Hose hook dimensions: 20x15.5x14 cm</p>
	AP261	<p>Ø 32 BASIC KIT</p> <p>Comprised of:</p> <ul style="list-style-type: none"> <li>• TUBÒ Easy Sack,</li> <li>• Metal hose hook and TUBÒ Easy Sack holder</li> <li>• Set of brushes for dusting, crevices, mattresses and upholstery Floor and carpet brush with castors and bristles</li> <li>• Advanced chrome-plated telescopic extension</li> </ul> <p>Open Tubò Easy Sack dimensions: 35x22x16 cm (WXDXH)   Weight: 2.0 Kg c/w accessories Hose hook dimensions: 20x15.5x14 cm</p>
	AP243	<p>STANDARD PLUS KIT Ø 32</p> <p>Comprised of:</p> <ul style="list-style-type: none"> <li>• Plastic hook for hose</li> <li>• Set of brushes for: dusting, crevices, clothes, mattresses and upholstery, 30 cm universal floor brush with castors.</li> <li>• Advanced chrome-plated telescopic extension</li> </ul> <p><a href="#">Updated Product</a></p>
	AP245	<p>Ø 32 PROFESSIONAL KIT</p> <p>Comprised of:</p> <ul style="list-style-type: none"> <li>• Tubò Bag</li> <li>• Set of brushes for: jointed dusting, crevices, radiators, clothes, mattresses and upholstery with felt, 30 cm universal floor brush with castors and bristles, dual use floor and carpet brush with castors</li> <li>• Advanced chrome-plated telescopic extension</li> </ul> <p><a href="#">Updated Product</a></p>



image	code	product
	AP246	<b>PROFESSIONAL LIGHT KIT Ø 32</b> Comprised of: <ul style="list-style-type: none"> <li>• Plastic hook for hose</li> <li>• Set of brushes for: dusting, crevices, clothes, mattresses and upholstery, 30 cm universal floor brush with castors and bristles, floor and carpet brush with castors</li> <li>• Advanced chrome-plated telescopic extension</li> </ul> <a href="#">Updated Product</a>
	AP247	<b>ELITE KIT Ø 32</b> Comprised of: <ul style="list-style-type: none"> <li>• Plastic hook for flexible hose and wand holder</li> <li>• Set of brushes for dusting, crevices and upholstery, floor and carpet brush with castors</li> <li>• Advanced chrome-plated telescopic extension</li> </ul> <a href="#">Updated Product</a>
	AP248	<b>PORTO KIT Ø 32</b> Comprised of: <ul style="list-style-type: none"> <li>• Plastic hook for flexible hose holder</li> <li>• Set of brushes for dusting, crevices and upholstery, floor and carpet brush with castors</li> <li>• Advanced chrome-plated telescopic extension</li> </ul> <a href="#">Updated Product</a>

## Hoses and spare parts for hoses Ø 32

### Standard


image	code	product
	AP220	<b>Ø 32 7m complete hose with pressure regulator</b> Can be used with all types of vacuum sockets. New ergonomic connector.
	AP225	<b>Ø 32 9m complete hose with pressure regulator</b> Can be used with all types of vacuum sockets. New ergonomic connector.

### QUICK FLOW electrified hose




image	code	product
	AP233	<b>Ø 32 7m complete QUICK FLOW hose with switch for starting the central vacuum unit and pressure regulator</b> Can be used with NEW AIR – LOGIK NEW AIR – SQUARE – PA455 – ECLETTIS – NEW AIR TOUCH vacuum sockets
	AP238	<b>Ø 32 9m complete QUICK FLOW hose with switch for starting the central vacuum unit and pressure regulator</b> Can be used with NEW AIR – LOGIK NEW AIR – SQUARE – PA455 – ECLETTIS – NEW AIR TOUCH vacuum sockets



## Electrified QUICK FLOW hose with speed regulator

image	code	product
	<b>AP234</b>	<p>Ø32 7m complete electrified QUICK FLOW hose with switch for starting the central vacuum unit and speed regulator.</p> <p>Only for central vacuum units: PERFETTO INOX TXA – PERFETTO TPA – PERFETTO TP – CLASSIC TC – QB – STUDIO TS – BRAVO – PERFETTO – PERFETTO INOX – C500. Can be used with NEW AIR – LOGIK NEW AIR – SQUARE – PA455 – ECLETTIS – NEW AIR TOUCH vacuum sockets</p>
	<b>AP239</b>	<p>Ø32 9m complete electrified QUICK FLOW hose with switch for starting the central vacuum unit and speed regulator.</p> <p>Only for central vacuum units: PERFETTO INOX TXA – PERFETTO TPA – PERFETTO TP – CLASSIC TC – QB – STUDIO TS – BRAVO – PERFETTO – PERFETTO INOX – C500. Can be used with NEW AIR – LOGIK NEW AIR – SQUARE – PA455 – ECLETTIS – NEW AIR TOUCH vacuum sockets</p>

## Wireless

image	code	product
	<b>CM188</b>	<p>Ø32 9m complete hose for wireless system with radio remote control for starting/stopping the central vacuum unit.</p> <p>Only for central vacuum units: PERFETTO INOX TXA – PERFETTO TPA – PERFETTO TP – CLASSIC TC – PERFETTO INOX – PERFETTO – CLASSIC – STUDIO – STUDIO TS – SILVER. To be used in systems without electrical connection to the vacuum sockets, as an additional pipe in combination with wireless kit code CM186 or CM187</p>
	<b>CM187</b>	<p>Wireless kit for starting/stopping the central vacuum unit, complete with a 9m hose with remote control.</p> <p>Only for central vacuum units PERFETTO INOX TXA – PERFETTO TPA – PERFETTO TP – CLASSIC TC. To be used in systems without electrical connection to the vacuum sockets.</p>
	<b>CM186</b>	<p>Wireless kit for starting/stopping the central vacuum unit, complete with a 9m hose with remote control.</p> <p>Only for central vacuum units PERFETTO INOX – PERFETTO – CLASSIC – STUDIO – SILVER To be used in systems without electrical connection to the vacuum sockets.</p>

## Spare parts for hoses





image	code	product
	<b>AP305</b>	Ø 32 7m hose
	<b>AP307</b>	Ø 32 9m hose
	<b>AP306</b>	Ø 32 hose in 21m pack (per m)
	<b>AP313</b>	<p>Ø 32 swivel activating connector, pipe-socket</p> <p>Conductive material.</p>

image	code	product
	AP310	Ø 32 extension connector Used to join two hoses. To be purchased together with code AP313
	AP315	Ø 32 curved plastic connector, with pressure regulator Ergonomic connector

## Ø 32 brushes and cleaning accessories





















image	code	product
	AP331	Ø 32 brush for clothing The soft bristles on this brush make it perfect for deep-down cleaning without scratching. The bristles are softer, more effective and longer-lasting than synthetic bristles.
		
	AP334	Ø 32 jointed dusting brush The soft bristles on this jointed dusting brush are perfect for cleaning very delicate surfaces or objects (e.g. lampshades), without scratching. It is ideal for cleaning small surfaces such as windowsills and upholstery. The jointed brush allows you to clean more easily thanks to its rotation
		
	AP335	Ø 32 dusting brush
		
	AP337	Ø 32 radiator brush Can be used only with crevice brush code AP342
		
	AP340	Ø 32 brush for mattresses and upholstery with felt A brush specifically designed for deep-cleaning mattresses and upholstery, sofas and padded furniture in general.
		
	AP341	Ø 32 brush for mattresses and upholstery
		

image	code	product
		<b>AP342</b> Ø 32 crevice brush A specific brush for cleaning cracks, gaps and small spaces; also suitable for cleaning cars.
		<b>AP345</b> Ø 32 30 cm universal floor brush with castors and bristles For replacement bristles order code AP810
		<b>AP348</b> Ø 32 37 cm universal floor brush with castors and bristles For replacement bristles order code AP815
* Ideal brush for cleaning tiles and floors in PVC, terracotta and linoleum. Thanks to its stiff bristles, the dust is brushed out of all cracks and gaps in the floor.		
		<b>AP346</b> Ø 32 30 cm universal floor brush with castors and bristles
		<b>AP328</b> Ø 32 dual use floor and carpet brush with castors Premium brush with castors, suitable for use on floors (with the bristles extracted) and on carpets (with the bristles retracted).
		<b>AP329</b> Ø 32 26.5cm floor and carpet brush with castors
		<b>AP333</b> Ø32 30cm Flexible Curves jointed brush, dual use - vacuums and polishes, for tiles and wood A brush with natural bristles for all surfaces, particularly suitable for cleaning tiles and wooden floors. It is made special by the built in micro-fibre cloth, which cleans and polishes the floor at the same time. The 180° joint allows you to clean in narrow spaces (e.g. between furniture). To replace the micro-fibre cloth order code AP336
		<b>AP338</b> Ø 32 30cm brush for wooden floors, with natural horsehair bristles and castors in felt A brush with soft natural horsehair bristles and felt castors, particularly well suited for cleaning wooden floors and other delicate smooth flooring.
		<b>AP350</b> Ø 32 upholstery turbo-brush A perfect brush for cleaning carpets and rugs. The rotating bristles and belt are driven by the suctioned air to create a turbo effect that cleans deeply. The bristles have a special roller shape and are able to lift dust trapped in the fibres of carpets, fabrics and rugs, not only cleaning them but making them like new.

image		code	product
		<b>AP344</b>	Ø 32 25cm brush for wooden floors, with felt, without castors For replacement bristles order code AP809
		<b>AP347</b>	Ø32 polishing and suction brush designed for wooden floors.  To replace micro-fibre fringe order code AP339
		<b>AP363</b>          <b>AP366</b>          <b>AP369</b>	Ø 32 brush with bristles for pets, KA To be used with connector code AP370. For pets with long fur.  Ø 32 long brush for pets, ST To be used with connector code AP370. For pets with short fur.  Ø 32 short brush for pets, KAM To be used with connector code AP370. For pets with short fur.
		<b>AP349</b>	Ø 32 30cm brush for liquids with rubber scraper, without castors In order to use this brush, you must connect it to liquid vacuum fitting Code AP372 – AP373
		<b>AP351</b>	Ø 32 28cm carpet turbo brush with castors
		<b>AP352</b>	Ø 32 TURBOCAT carpet turbo brush with castors Suitable for the service sector and large areas.
		<b>AP357</b>	Ø 32 brush for vertical curtains

image	code	product
		<p><b>AP358</b>    Ø 32 brush for Venetian blinds</p>
		<p><b>AP372</b>    Ø 32 20l stainless steel liquid separator, c/w accessories  Purchase of a dedicated hose is recommended: Code AP220 or AP225.  Contains hose for connection to the vacuum socket, plastic pipe pair extension and brush for liquids.  Dimensions: 41x41x56 cm (WXDXH)   Weight: 8.5 Kg</p> <p>Designed to vacuum dust, thanks to the liquid suction fitting TUBO is transformed into an all-round cleaning tool. Made from stainless steel, the liquid suction fitting is suitable for public spaces, toilets and outdoor areas in general. It can be used to vacuum any type of liquid as well as for ensuring optimal cleaning after having washed the floor. Thanks to its four pivoting castors, it can move easily in any direction. The pack also contains a connection pipe to the vacuum socket, a plastic pipe pair extension and a dedicated brush for liquids. It can only be used with hose codes AP220 - AP225 (purchase of a dedicated hose is recommended).</p>
		<p><b>AP373</b>    Ø 32 16l plastic water separator c/w accessories  Purchase of a dedicated hose is recommended: Code AP220 or AP225.  Contains hose for connection to the vacuum socket, plastic pipe pair extension and brush for liquids.  Dimensions: 41x41x56 cm (WXDXH)   Weight: 5.8 Kg</p> <p>Designed to vacuum dust, thanks to the liquid suction fitting TUBO is transformed into an all-round cleaning tool. The liquid suction fitting is suitable for public spaces, toilets and outdoor areas in general. It can be used to vacuum any type of liquid as well as for ensuring optimal cleaning after having washed the floor. Thanks to its four pivoting castors, it can move easily in any direction. The pack also contains a connection pipe to the vacuum socket, a plastic pipe pair extension and a dedicated brush for liquids. It can only be used with hose codes AP220 - AP225 (purchase of a dedicated hose is recommended).</p>
		<p><b>AP380</b>    Trolley for accessories  Dimensions: 87x40x47 cm (WXDXH)  Weight: 9 Kg</p>

# TUBÒ Bag and TUBÒ Easy Sack

## TUBÒ Bag

image

code / product description



### TUBÒ Bag: Code AP327

TUBÒ Bag is a multi-functional bag: with its two, distinct internal compartments, it allows for systematic organisation of the brushes and extension in one compartment and the hose in the other compartment. The bag is both practical and strong and is made of hard-wearing nylon, with internal elastic strips, featuring Velcro insert and nets. Additionally, it boasts a zip closure in order to ensure that everything stays in its correct position, is always ready for use and remains completely clean.

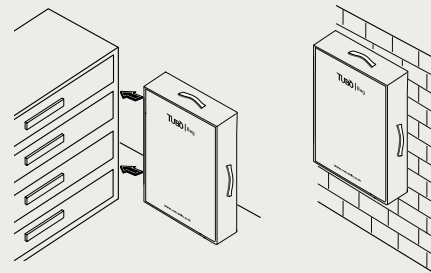
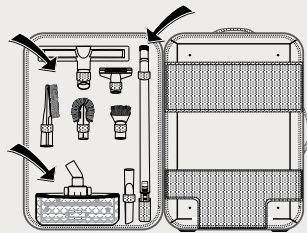
Dimensions 67x51x20 cm (WxDxH) | Weight: 2 Kg

Accessories used in the photo not included.



### Some advantages of the TUBÒ Bag

- Keeps extension, hose and brushes tidy
- Easy to transport
- Can be fixed to the wall
- Saves space
- Maximum hygiene



## TUBÒ Easy Sack

image

code / product description



### TUBÒ Easy Sack: Code AP330

TUBÒ Easy Sack is a practical extension and brush holder sack, made of hard-wearing nylon in 840 denier. Equipped with strengthened zip closure and side handles for hanging.

Use metal hook code AP332 for hanging.  
Dimensions: 35x22x16 cm (WDXH) | Weight: 0.35 Kg

Accessories used in the photo not included.



## Other accessories and spare parts for Ø32 brushes and hoses

### VROOM cleaning accessories kit



Code AP286

### VROOM cleaning accessories kit

Vroom, a modern and convenient cleaning accessory that integrates perfectly with the Tubò system. Vroom is practical, silent and invisible, ideal for quickly cleaning small spaces and for heavily used parts of the home such as the kitchen, bathroom and laundry area. Its immediate accessibility makes it extremely helpful for everyday cleaning. Vroom automatically switches the Tubò central vacuum unit on and off to make cleaning even easier - just extract the hose coiled inside Vroom and you are ready to clean. Recommended for installation inside cupboards and standard cabinets, it may be hidden from view but it is there when you need it. It is perfect for everyday use, at any time of day.

"VROOM" is comprised of a 5m hose concealed in a dedicated container connected to the vacuum system, an extension, a dusting brush and an installation kit.



### Other accessories and spare parts for Ø 32 brushes and hoses

image

code / product description



**for hanging.**

Metal hook for holding hose and TUBÒ Easy Sack  
Dimensions: 20x15.5x14 cm (WXDXH)





**AP385**

Complete protection set for Ø 32 7m hose







**AP388**

Complete protection set for Ø 32 9m hose

This cover prevents the formation of small scratches or marks that may be caused by the hose during cleaning. The Tubò protective sleeve protects furniture, railings, walls, skirting boards and floors in the home. Made from a soft, strong and washable material, it contains a small percentage of Lycra, which provides the right amount of elasticity for it to follow the movement of the hose. To improve insertion the sleeve is provided with a special accessory for installation.

image	code / product description
	<b>AP318</b> Advanced chrome-plated telescopic extension Ø32 Maximum length: 99 cm
	<b>AP320</b> Plastic telescopic extension Ø 32 Maximum length 99 cm


### Spare parts for Ø 32 brushes

image	code / product description
	<b>AP336</b> Micro-fibre cloth for "Flexible Curves" jointed brush code AP333
	<b>AP339</b> Replacement micro-fibre fringe for polishing and suction brush code AP347
	<b>AP809</b> Felt for wooden floor brush without castors code AP344
	<b>AP810</b> Bristles for 30 cm universal floor brush with castors and bristles code AP345
	<b>AP815</b> Bristles for 37 cm universal floor brush with castors and bristles code AP348
	<b>AP370</b> Connector for fitting brushes for pets directly onto Ø 32 hose Applicable only to codes AP220, AP225, AP305, AP306 and AP307.


## Ø 40 hoses

Use in industrial plants.

### Standard Ø 40

image	code	product
	<b>AP412</b>	Ø 40 10m hose To form a complete Ø 40 hose use: 1 Ø 40 hose (code AP412 or AP406); 2 Ø 40 plastic pipe connectors (code AP407) and 1 Ø 40 chrome-plated curved connector (code AP411).
	<b>AP406</b>	Ø 40 hose in 20m pack (per m) To form a complete Ø 40 hose use: 1 Ø 40 hose (code AP412 or AP406); 2 Ø 40 plastic pipe connectors (code AP407) and 1 Ø 40 chrome-plated curved connector (code AP411).

### Ø 40 anti-static hose





image	code	product
	<b>AP413</b>	10m Ø 40 anti-static hose with ground wire To form a complete Ø 40 anti-static hose use: 1 Ø 40 anti-static hose (code AP413) + 2 Ø 40 aluminium pipe connectors (code AP409) and 1 Ø 40 chrome-plated curved connector (code AP411).






## Brushes, accessories and spare parts for Ø 40 hoses

Use in industrial plants.




### Ø 40 replacement pipes






image	code	product
	<b>AP407</b>	Ø 40 plastic socket pipe connector To form a complete Ø 40 hose use: 1 Ø 40 hose (code AP412 or AP406) + 2 Ø 40 plastic pipe connectors (code AP407) + 1 Ø 40 chrome-plated curved connector (code AP411).
	<b>AP411</b>	Ø 40 chrome-plated curved connector To form a complete Ø 40 hose use: 1 Ø 40 hose (code AP412 or AP406) + 2 Ø 40 plastic pipe connectors (code AP407) + 1 Ø 40 chrome-plated curved connector (code AP411).
	<b>AP410</b>	Ø 40 plastic extension connector Used to join two Ø 40 hoses. To be purchased together with plastic socket pipe connector code AP407
	<b>AP409</b>	Ø 40 aluminium hose-socket connector Use only in combination with Ø 40 anti-static hose with ground wire (code AP413)

### Ø 40 accessories

image	code	product
	<b>AP470</b>	Ø 40 to Ø 32 accessory adapter Used to adapt Ø 40 accessories to Ø32 extension and curved connector (except for codes AP442, AP434, AP444)
	<b>AP417</b>	Ø 40 chrome-plated pipe pair extension
	<b>AP324</b>	Metal hose hook



### Ø 40 brushes

	<b>AP434</b>	Ø 40 dusting brush, for pipe-socket connector
	<b>AP435</b>	Ø 40 dusting brush, for chrome-plated curved connector
	<b>AP442</b>	Ø 40 flat crevice brush, for pipe-socket connector
	<b>AP443</b>	Ø 40 flat crevice brush, for chrome-plated curved connector
	<b>AP444</b>	Ø 40 rubber crevice brush, for chrome-plated curved connector

	<b>AP480</b>	Ø 40 brush for pipes and beams RB100
	<b>AP481</b>	Ø 40 brush for pipes and beams RB200
	<b>AP449</b>	Ø 40 37 cm universal floor brush with castors and bristles
	<b>AP450</b>	Ø 40 37 cm universal floor brush with castors and blades for water In order to use this brush, it must be combined with liquid separator code AP472
	<b>AP458</b>	Ø 40 45 cm industrial floor brush with castors and bristles
	<b>AP472</b>	Ø 40 50l stainless steel liquid separator, c/w accessories Purchase of a dedicated hose is recommended. Contains connector pipe to vacuum socket, plastic pipe pair extension and brush for liquids. Dimensions: 51x51x99 cm (WXDXH)   Weight 12.7 kg

## Installation sets

### Ø 50 installation sets

image	code	product
	<b>TR024</b>	<b>Installation kit for 3 Ø 50 NEW AIR socket points</b> Comprised of: <ul style="list-style-type: none"> <li>• 20 m Ø 50 BLUE PVC pipe, 2 m bars</li> <li>• 3 Ø 50 New Air socket frames with curved connector</li> <li>• 6 PVC BLUE 45° curve FF Ø 50 – 6 PVC BLUE 45° curve MF Ø 50 – 4 PVC BLUE 90° curve FF Ø 50 – 3 PVC BLUE offtake 90° FF Ø 50 – 8 PVC BLUE rubber sleeve with head Ø 50 – 1 PVC concentric increase adaptor Ø 50F/82F</li> <li>• 1 PVC vent grille Ø 82</li> <li>• 1 Self-welding adhesive for PVC (125 g tube with measuring device)</li> <li>• 25 m Pre-wired N07VK 2x1 sheathing Ø16 IMQ</li> <li>• 15 PVC BLUE wiring clamps 30 cm</li> <li>• Residential product installation manual</li> </ul>
	<b>TR025</b>	<b>Installation kit for 5 Ø 50 NEW AIR socket points</b> Comprised of: <ul style="list-style-type: none"> <li>• 34 m Ø 50 BLUE PVC pipe, 2 m bars</li> <li>• 5 Ø 50 New Air socket frames with curved connector</li> <li>• 8 PVC BLUE 45° curve FF Ø 50 – 8 PVC BLUE 45° curve MF Ø 50 – 7 PVC BLUE 90° curve FF Ø 50 – 5 PVC BLUE offtake 90° FF Ø 50 – 10 PVC BLUE rubber sleeve with head Ø 50 – 1 PVC concentric increase adaptor Ø 50F/82F</li> <li>• 1 PVC vent grille Ø 82</li> <li>• 1 Self-welding adhesive for PVC (250 g can with brush)</li> <li>• 50 m Pre-wired N07VK 2x1 sheathing Ø16 IMQ</li> <li>• 30 PVC BLUE wiring clamps 30 cm</li> <li>• Residential product installation manual</li> </ul>

## Socket frames

### New Air | Logik New Air socket frames



**Code PA012**  
NEW AIR, LOGIK NEW AIR  
Ø50 socket frame, built-in  
with curved connector  
Already set-up for installation in  
mobile/plasterboard walls.



**Code PA014**  
NEW AIR, LOGIK NEW AIR  
Ø40 socket frame, built-in  
with curved connector  
Already set-up for installation in  
mobile/plasterboard walls.



**Code PA015**  
NEW AIR, LOGIK NEW AIR  
socket frame, 2 inches,  
built-in  
with curved connector.  
Already set-up for installation in  
mobile/plasterboard walls.



**Code PA022**  
NEW AIR, LOGIK NEW AIR  
Ø50 and Ø40 socket frame,  
built-in with straight  
connector  
Already set-up for installation in  
mobile/plasterboard walls.



**Code PA016**  
NEW AIR socket frame Ø 50  
and Ø 40, for plasterboard  
with curved connector



**Code PA017**  
NEW AIR, LOGIK NEW AIR  
socket frame, 2 inches, for  
plasterboard, with straight  
connector



**Code SPA012**  
NEW AIR, LOGIK NEW AIR socket frame set Ø 50  
Contains: 1 New Air socket frame, 1 40 cm stub pipe assembly +  
90° curved connector, 2 PVC rubber sleeves with head, 1 90° FF PVC  
offtake, 2 90° FF PVC curves, 3 45° FF PVC curves, 1 45° MF PVC curve

### Square socket frames



**Code PA060**  
SQUARE Ø 50 socket frame,  
built-in with curved  
connector



**Code PA061**  
SQUARE Ø 40-Ø 50 socket  
frame, built-in with straight  
connector



**Code PA062**  
SQUARE Ø 40-Ø 50 socket  
frame for plasterboard with  
curved connector



**Code PA063**  
SQUARE socket frame  
2-inches, for plasterboard  
with curved connector



**Code SPA600**  
SQUARE socket frame set Ø 50

Contains: Square socket frame n°.1, 40 cm stub pipe assembly + 90° curved connector n°.1, PVC rubber sleeves with head n°.2, 90° FF PVC offtake n°.1, 90° FF PVC curve n°.2, 45° FF PVC curves n°.3, 45° MF PVC curve n°.1

## Socket frames

### Eclettis socket frames



**Code PA080**

ECLETTIS - TUBØ socket frame kit Ø 50, built-in



**Code PA314**

Adjustable bracket for securing ECLETTIS - TUBØ socket frame on plasterboard  
To be used on plasterboard walls in combination with code PA080

### Tech socket frames



**Code PA010**

TECH Ø 50 socket frame, built-in with curved connector



**Code PA020**

TECH Ø 50 socket frame, built-in with straight connector



**Code PA025**

TECH Ø 50 socket frame for plasterboard with curved connector



**Code PA030**

TECH Ø 50 socket frame for plasterboard with straight connector

### Floor socket frames



**Code PA040**

Aluminium FLOOR Ø 50 socket frame, floor-mounted, with curved connector




**Code PA045**




Aluminium FLOOR Ø 50 socket frame, floor-mounted, with straight connector

## PVC pipes and connectors

### Pipes

image	code	product
	TR040	PVC pipe Ø 40, 2.1 mm thick, 2 m bar (per m)
	TR050	PVC pipe Ø 50, 2.1 mm thick, 2 m bar (per m)
	TR650	PVC pipe Ø 50, 1.7 mm thick, 2 m bar (per m)
	TR060	PVC pipe Ø 63, 3 mm thick, 2 m bar (per m)
	TR080	PVC pipe Ø 80, 3 mm thick, 2 m bar (per m)
	TR100	PVC pipe Ø 100, 3 mm thick, 2 m bar (per m)

### Curves

image	code	product
	TR041	45° MF PVC curve Ø 40
	TR051	45° MF PVC curve Ø 50
	TR061	45° MF PVC curve Ø 63
	TR081	45° MF PVC curve Ø 80
	TR101	45° MF PVC curve Ø 100
	TR042	45° FF PVC curve Ø 40
	TR052	45° FF PVC curve Ø 50
	TR062	45° FF PVC curve Ø 63
	TR082	45° FF PVC curve Ø 80
	TR102	45° FF PVC curve Ø 100
	TR055	90° FF PVC curve Ø 50 Wide radius curve, the only one on the market that makes it possible to save time and material when installing a system.

### Offtakes







image	code	product
	TR043	45° MF PVC offtake Ø 40
	TR053	45° MF PVC offtake Ø 50
	TR063	45° MF PVC offtake Ø 63
	TR083	45° MF PVC offtake Ø 80
	TR103	45° MF PVC offtake Ø 100
	TR044	45° FF PVC offtake Ø 40
	TR054	45° FF PVC offtake Ø 50
	TR064	45° FF PVC offtake Ø 63
	TR084	45° FF PVC offtake Ø 80
	TR104	45° FF PVC offtake Ø 100

image	code	product
	<b>TR056</b>	90° FF PVC offtake Ø 50 Wide radius offtake, the only one on the market that makes it possible to save time and material when installing a system.


### Sleeves

image	code	product
	<b>TR200</b>	PVC sleeve with head Ø 40
	<b>TR210</b>	PVC sleeve with head Ø 50
	<b>TR215</b>	PVC sleeve with head Ø 63
	<b>TR225</b>	PVC sleeve with head Ø 80
	<b>TR230</b>	PVC sleeve with head Ø 100

### Increase adapters

image	code	product
	<b>TR264</b>	PVC eccentric conical increase adapter Ø 40 F/ 50 M
	<b>TR265</b>	PVC eccentric conical increase adapter Ø 50F/63M
	<b>TR275</b>	PVC eccentric conical increase adapter Ø 63F/80M
	<b>TR285</b>	PVC eccentric conical increase adapter Ø 80F/100M
	<b>TR250</b>	Concentric increase adapter PVC Ø 50F/82F for vent grille
	<b>TR255</b>	Concentric increase adapter PVC Ø 63F/82F for vent grille
	<b>TR260</b>	Concentric increase adapter PVC Ø 82F/100F for vent grille


### Plugs

image	code	product
	<b>TR330</b>	PVC closing cap Ø 50
	<b>TR335</b>	PVC screw-on inspection cap Ø 50
	<b>TR340</b>	PVC screw-on inspection cap Ø 63
	<b>TR350</b>	PVC screw-on inspection cap Ø 80
	<b>TR355</b>	PVC screw-on inspection cap Ø 100


### Vent grilles

image	code	product
	<b>TR310</b>	PVC vent grille Ø 82
	<b>TR315</b>	PVC vent grille Ø 100
	<b>TR316</b>	Square vent grille with partition




**Manual ball valves**

image	code	product
	<b>VC110</b>	Manual ball valve for PVC pipe Ø 50
	<b>VC120</b>	Manual ball valve for PVC pipe Ø 63
	<b>VC135</b>	Manual ball valve for PVC pipe Ø 80
	<b>VC140</b>	Manual ball valve for PVC pipe Ø 100

**Shutters**

image	code	product
	<b>VT110</b>	REI180 collar fire barrier shutter for PVC pipe Ø 50
	<b>VT120</b>	REI180 collar fire barrier shutter for PVC pipe Ø 63
	<b>VT130</b>	REI180 collar fire barrier shutter for PVC pipe Ø 80
	<b>VT140</b>	REI180 collar fire barrier shutter for PVC pipe Ø 100

**General installation material****Electrical Components**

image	code	product
	<b>CF080</b>	Wall-mounted bracket for securing single-phase central vacuum units
	<b>CF103</b>	Self-sealing adhesive for PVC, 125g tube with dosing device
	<b>CF105</b>	Self-sealing adhesive for PVC, 500-g can with rotating brush
	<b>CF108</b>	Self-sealing adhesive for PVC, 500-g can with rotating brush
	<b>CF210</b>	Lightweight iron collar, Ø 50, with rigid locking pin
	<b>CF220</b>	Lightweight iron collar, Ø 63, with rigid locking pin

**Electrical Components**











image	code	product
	<b>PE130</b>	N07VK 4X1 pre-wired IMQ-approved sheathing, Ø 16, 25m for REMOTE panel (code CM842), Remote panel kit (code CM889, CM8890), Dynamic Control Display (code CMT800) (per m)
	<b>PE110</b>	N07VK 2X1 pre-wired IMQ-approved sheathing, Ø 16, 100 m (per m)
	<b>PE111</b>	N07VK 2X1 pre-wired IMQ-approved sheathing, Ø 16, 25 m (per m)
	<b>PE112</b>	N07VK 2X1 pre-wired IMQ-approved sheathing, Ø 16, 50 m (per m)
	<b>PE115</b>	N07VK 2X1.5 pre-wired IMQ-approved sheathing, Ø 16, 100 m (per m)
	<b>PE280</b>	Terminal strips type E23
	<b>PE285</b>	Terminal strips type E25

image	code	product
	PE309	Built-in electrical junction box
	PE310	Built-in electrical box type 503
	PE315	IP56 water-tight electrical junction box Dimensions: 12x8x5 cm (WXDXH)
	PE316	IP56 water-tight electrical junction box with sheath gland Dimensions: 12x8x5 cm (WXDXH)
	PE320	IP55 water-tight electrical junction box with sheath gland Dimensions: 8x8x4 cm (WXDXH)
	PE410	PVC wiring clamps, 30cm, blue (pack of 100)
	PE415	PVC wiring clamps, 36cm, white (pack of 100)



## Metal pipes and connectors

To be used for industrial and outdoor systems. To use this pipe, contact the area sales manager or our technical office for technical advice.

### Pipes


image	code	product
	TRM050	Aluminium pipe Ø 50 2.0 mm thick, 3 m bars (per m)
	TRM060	Aluminium pipe Ø 60 2.0 mm thick, 3 m bars (per m)
	TRM080	Aluminium pipe Ø 80 2.0 mm thick, 3 m bars (per m)
	TRM100	Aluminium pipe Ø 100 2.0 mm thick, 3 m bars (per m)

### Curves


image	code	product
	TRM052	Galvanized steel 90° curve Ø 50, 1.2mm thick
	TRM062	Galvanized steel 90° curve Ø 60, 1.2mm thick
	TRM082	Galvanized steel 90° curve Ø 80, 1.2mm thick
	TRM102	Galvanized steel 90° curve Ø 100, 1.2mm thick
	TRM051	Galvanized steel 45° curve Ø 50
	TRM061	Galvanized steel 45° curve Ø 60
	TRM081	Galvanized steel 45° curve Ø 80
	TRM101	Galvanized steel 45° curve Ø 100




### Offtakes

image	code	product
	<b>TRM053</b>	45° galvanized steel offtake Ø50/50/50
	<b>TRM063</b>	45° galvanized steel offtake Ø 60/60/60
	<b>TRM084</b>	45° galvanized steel offtake Ø 80/80/60
	<b>TRM083</b>	45° galvanized steel offtake Ø 80/80/80
	<b>TRM105</b>	45° galvanized steel offtake Ø 100/100/60
	<b>TRM104</b>	45° galvanized steel offtake Ø 100/100/80
	<b>TRM103</b>	45° galvanized steel offtake Ø 100/100/100


### Reduction adapters

image	code	product
	<b>TRM240</b>	Galvanized steel reduction adapter Ø 60/50
	<b>TRM255</b>	Galvanized steel reduction adapter Ø 80/60
	<b>TRM262</b>	Galvanized steel reduction adapter Ø 100/60
	<b>TRM260</b>	Galvanized steel reduction adapter Ø 100/80


### Sleeves

image	code	product
	<b>TR211</b>	Radiator sleeve Ø 50
	<b>TR216</b>	Radiator sleeve Ø 60
	<b>TR217</b>	Radiator sleeve Ø 63
	<b>TR226</b>	Radiator sleeve Ø 80
	<b>TR231</b>	Radiator sleeve Ø 100


### Plugs

image	code	product
	<b>TRM340</b>	Galvanized steel closing cap Ø 60
	<b>TRM350</b>	Galvanized steel closing cap Ø 80
	<b>TRM355</b>	Galvanized steel closing cap Ø 100

### Clamps

image	code	product
	<b>CF450</b>	Metal clamps Ø 50
	<b>CF460</b>	Metal clamps Ø 60-63
	<b>CF480</b>	Metal clamps Ø 80
	<b>CF410</b>	Metal clamps Ø 100

### Miscellaneous


image	code	product
	<b>TR218</b>	PVC bushing for pipe from Ø 60 to Ø 63

## Metal pipes and connectors for air expulsion\*



Use in industrial systems and outdoors, or in systems that require earth connections to disperse electrostatic charges. To use this pipe, contact the area sales manager or our technical office for technical advice.

\* Pipe not suitable for air suction


### Pipes

image	code	product
	<b>A900006</b>	Galvanized steel helically wound pipe Ø 80 (3 m bars) (per m)
	<b>A900030</b>	Galvanized steel helically wound pipe Ø 100 (3 m bars) (per m)
	<b>A900010</b>	Galvanized steel helically wound pipe Ø 160 (3 m bars) (per m)



### Curves

image	code	product
	<b>A900222</b>	Pressed galvanized steel M/M 90° curve, Ø 80, with seals
	<b>A900224</b>	Pressed galvanized steel M/M 90° curve, Ø 100, with seals
	<b>A900230</b>	Pressed galvanized steel M/M 90° curve, Ø 160, with seals
	<b>A900223</b>	Pressed galvanized steel M/M 45° curve, Ø 80, with seals
	<b>A900202</b>	Pressed galvanized steel M/M 45° curve, Ø 100, with seals
	<b>A900210</b>	Pressed galvanized steel M/M 45° curve, Ø 160, with seals



### Offtakes

image	code	product
	<b>A901076</b>	Pressed galvanized steel M/M 45° offtake, Ø 100/100, with seals
	<b>A900930</b>	Pressed galvanized steel M/M 45° offtake, Ø 160/160, with seals

### Sleeves

image	code	product
	<b>A901350</b>	Galvanized steel F/F sleeve joint Ø 80
	<b>A901355</b>	Galvanized steel F/F sleeve joint Ø 100
	<b>A901372</b>	Galvanized steel F/F sleeve joint Ø 160
	<b>A901320</b>	Galvanized steel M/M sleeve joint Ø 80, with seals
	<b>A901308</b>	Galvanized steel M/M sleeve joint Ø 100, with seals
	<b>A901305</b>	Galvanized steel M/M sleeve joint Ø 160, with seals

## Increase adapters

image	code	product
	<b>A901560</b>	Pressed galvanized steel eccentric M/M increase adapter Ø 80/100, with gaskets
	<b>A901552</b>	Pressed galvanized steel eccentric M/M increase adapter Ø 100/160, with gaskets
	<b>A901594</b>	Pressed galvanized steel concentric M/M increase adapter Ø 125/160, with gaskets
	<b>CI600</b>	Increase adapter kit Ø 60/80 for air expulsion, for T20ES, M20ES, TR10S

## Equipment











image	code	product
	<b>AT010</b>	System tester vacuum gauge with shockproof protection
	<b>AT100</b>	PVC pipe cutter for up to Ø 63
	<b>AT110</b>	PVC pipe cutter with deburring tool up to Ø 63
	<b>AT120</b>	PVC pipe cutter with deburring tool up to Ø 100
	<b>AT800</b>	Spare wheel for pipe cutter code AT100
	<b>AT810</b>	Spare wheel for pipe cutter with deburring code AT110
	<b>AT820</b>	Spare wheel for pipe cutter with deburring code AT120
	<b>AT370</b>	Tool box for Aertecnica installers Comprising: <ul style="list-style-type: none"> <li>• 1 Tool box for Aertecnica installers</li> <li>• 1 System tester vacuum gauge with shockproof protection</li> <li>• 1 PVC pipe cutter for up to Ø 63</li> <li>• 1 Self-sealing adhesive for PVC, 250-g can with brush</li> <li>• 1 Tape measure</li> <li>• 1 Pair of scissors</li> <li>• 4 Set of Phillips screwdrivers</li> <li>• 1 Wood pencil</li> </ul>
	<b>AT380</b>	TUBÒ system tester kit for single-phase central vacuum units Comprising of: <ul style="list-style-type: none"> <li>• 1 TUBÒ system tester kit for single-phase central vacuum units with vacuum gauge and hose for system connection.</li> <li>• 10 system tester caps</li> <li>• 1 TUBÒ writing pad</li> <li>• 1 TUBÒ pencil</li> <li>• 1 Trolley with wheels for easy transport</li> </ul>


image	code	product
	<b>AT260</b>	System tester plug for TECH series socket frames
	<b>AT261</b>	System tester plug for AIR, NEW AIR, LOGIK NEW AIR SQUARE, ECLETTIS socket frames
	<b>AT250</b>	Sliding grease for sockets, 150-g pack

## Spare parts for residential systems

### Bags

image	code	product
	<b>CM807</b>	Bags with closure for M03/1, M03/1TF, SM20FD, SX20FD, SM30TD, SX30TD (pack of 10)
	<b>CM812</b>	Bags with closure for SC20FC, SX20FC, SC30TC, SC40TB, SX40TB, SC60TB, SC70TB, M04/2 (pack of 10)
	<b>CM818</b>	Bags with closure for SC40TA, SC60TA, SC70TA, SX70TA, M05/2, M05/3, M05/4, LT40 (pack of 10)
*Contains protection kit with mask and gloves		
	<b>CM806</b>	Bags with closure and bag tensioner for P80, PX80 (pack of 10)
	<b>CM808</b>	Bags with closure and bag tensioner for PX85 (pack of 10)
	<b>CM811</b>	Bags with closure and bag tensioner for P150, P250 (pack of 10)
	<b>CM813</b>	Bags with closure and bag tensioner for PX150, PX250 (pack of 10)
	<b>CM817</b>	Bags with closure and bag tensioner for P350, P450, PX450 (pack of 10)
*Contains protection kit with mask and gloves		

### Clean Bags

image	code	product
	<b>CM984</b>	CLEAN BAGS with air-tight closing system for central vacuum units TX1A, TP1A, TP1, TX2A, TP2A, TP2 (pack of 5)
	<b>CM985</b>	CLEAN BAGS with air-tight closing system for central vacuum units TX3A, TP3A, TP3, TX4A, TP4A, TP4 (pack of 5)
* The air-tight seal closure of the Clean Bag avoids direct contact with dust.		

## Polyester filter cartridges

image	code	product
	<b>CM830</b>	Washable polyester cartridge for PX450, P350, P450, SC40TA, SC60TA, SC70TA, SX70TA Dimensions: 44 cm H x Ø18 cm
	<b>CM831</b>	Washable polyester cartridge for M05/2, M05/3, M05/4 Dimensions: 45 cm H x Ø22 cm
	<b>CM832</b>	Washable polyester cartridge for PX80, PX85, P80, C80, S80, TS1, SM20FD, SX20FD, SM30TD, SX30TD Dimensions: 18 cm H x Ø13.2 cm
	<b>CM828</b>	Washable polyester cartridge for S100, S150, S250, TS2, TS4, SC20FC, SX20FC, SC30TC, SB20FE, SB30TE, SB60TE, M03/1, M03/1TF, M04/2, 32U/31, 32U/42, 32U/43, 32U/53, 32U/54 Dimensions: 34 cm H x Ø13.5 cm
	<b>CM829</b>	Washable polyester cartridge for PX150, PX250, P150, P250, C150, C250, C500, SC40TB, SX40TB, SC60TB, SC70TB Dimensions: 34 cm H x Ø18 cm

\*Contains protection kit with mask and gloves

## Polyester filter cartridges PRECISION

image	code	product
	<b>CM981</b>	Washable PRECISION polyester filter cartridge for TX1A, TP1A, TP1, TC1 Dimensions: 10 cm H x Ø16 cm
	<b>CM982</b>	Washable PRECISION polyester filter cartridge for TX2A, TP2A, TP2, TC2 Dimensions: 20 cm H x Ø16 cm
	<b>CM983</b>	PRECISION Washable polyester cartridge for TX3A, TP3A, TP3, TC3, TX4A, TP4A, TP4, TC4 Dimensions: 30 cm H x Ø16 cm

\*Contains protection kit with mask and gloves


## Spare parts for QB and BRAVO central vacuum units

image	code	product
	<b>CM833Q</b>	Washable polyester filter cartridge for QB Q200 central vacuum unit
		*Contains protection kit with mask and gloves
	<b>CM814Q</b>	ECOBIX biodegradable cardboard dust container for QB Q200 central vacuum unit (5 pack)
		*Contains protection kit with mask and gloves

image	code	product
	<b>CM980</b>	Filter bag for BRAVO (5 pack).

## Spare parts for Tertiary

### Bags

image	code	product
	<b>CI810</b>	Bags for separators LT70/A, LT70/B (20 pack)
	<b>CI816</b>	Bags for separators LT100/A, LT100/B, LT90/B and central vacuum units K100, K100A, K200, K200A (20 pack)
	<b>CI820</b>	Bags for separators LT150/A, LT150/B and KOMPATTA KT central vacuum units (20 pack)

\*Contains protection kit with mask and gloves

### Bags

image	code	product
	<b>CI880</b>	Washable polyester filter cartridge for separator LT40/A, LT70/B with filter self-cleaning, LT 70/B without filter self-cleaning Dimensions: 61.3 cm H x Ø22 cm
	<b>CI870</b>	Washable polyester filter cartridge for separator LT100/A, LT100/B with filter self-cleaning, LT 100/B without filter self-cleaning Dimensions: 61.3 cm H x Ø27 cm
	<b>CI864</b>	Washable polyester filter cartridge for separator LT150/A with filter self-cleaning BIA USGC, LT200 Dimensions: 61 cm H x Ø32.5 cm
	<b>CI881</b>	Washable polyester filter cartridge for separator LT90/B with filter self-cleaning, LT90/B without filter self-cleaning, central vacuum units K100, K100A, K200, K200A, KOMPATTA KT line Dimensions: 40 cm H x Ø32 cm
	<b>CI882</b>	Washable polyester filter cartridge for separator LT150/B with filter self-cleaning Dimensions: 50 cm H x Ø32 cm
	<b>CI883</b>	Washable polyester filter cartridge for separator LT150/A Dimensions: 68,3 cm H x Ø35 cm

\*Contains protection kit with mask and gloves

EN

# AIRTECHNIC

AIRTECHNIC HATZOUDIS EPE  
[www.airtechnic.gr](http://www.airtechnic.gr)  
MICHAEL KARAOLI 19, NEA CHALKIDONA  
14343, ATHENS, GREECE  
TEL: +30.211.70.55.500, FAX: +30.210.22.23.283  
[sales@airtechnic.gr](mailto:sales@airtechnic.gr)



*Aertecnica S.p.A.*  
Via Cerchia di S. Egidio, 760  
47521 Cesena (FC) Italy  
Tel. +39 0547 637311  
Fax +39 0547 631388  
[info@aertecnica.com](mailto:info@aertecnica.com)  
[www.aertecnica.com](http://www.aertecnica.com)



Aertecnica is certified to  
UNI EN ISO 9001 Quality  
Management and UNI EN  
ISO 14001 Environmental  
Management standards



This catalogue is printed on coated paper produced  
in a neutral environment without the use of acids.  
The paper is FSC certified. The FSC logo identifies  
products made from wood from responsibly managed  
woodlands that comply with the standards set out by  
the Forest Stewardship Council.